

TYPE OVERVIEW 2022/23



dining | living

TEAM 7

types of wood

Unless stated otherwise, all wooden surfaces are finished with pure natural oil.




coloured glass

glossy or matt | glass surfaces in a colour of your choice (see available colours on NCS colour charts, surcharge applies)



ceramic



colour patterns

Wood is one of the most noble, beautiful and versatile natural products we have. Every piece of wood is unique. Differences in colour are a result of the wood's structure and place of origin. Similarly, the age of the piece of furniture will determine its colour, as natural factors in your home's environment (e.g. sunlight) can change the surface colour. When your order specifies a particular colour, we do our best to match it. But minor variations in wood, leather, fabric, glass and ceramic are inevitable. An exact colour match will never be possible.

*wild wood versions only available on fronts and table tops
**venetian oak is only available on fronts

fabric colours

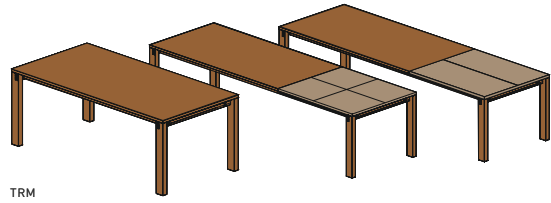


yarn colour

two-tone leather: corresponds to darker tone; two-tone fabric or leather/fabric combination: corresponds to leather or fabric with the darker tone

***available for the **flor** chair and bench, the chair families **tui** and **aye**, as well as for the **mylon** chair, **yps** bench and **pisa** desk
****fabric Maple not available in the USA, China, Hong Kong and Singapore

magnum tables



TRM

magnum non-extendable table or with extension

table top: solid wood, coloured glass or ceramic

table insert: solid wood, coloured glass or ceramic

glass colours: see p. 2

ceramic colours: see p. 2

types of wood: alder, beech, beech heartwood, oak, wild oak, cherry, walnut, wild walnut, oak white oil, wild oak white oil

leg internal dimensions: length minus 18.2 cm, width minus 11.2 cm

dimensions non-extendable table:

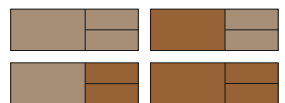
h	75 clear height 65							
w \ l	130	140	150	160	175	200	225	250
90	•	•	•	•	•	•	•	•
100	•	•	•	•	•	•	•	•
110	•	•	•	•	•	•	•	•

dimensions extendable table:

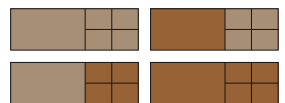
h	75 clear height 64.8							
w \ l	130	140	150	160	175	200	225	250
90	•*	•*	•	•	•	•	•	•
100	•*	•*	•	•	•	•	•	•
110	•*	•*	•	•	•	•	•	•



1 integrated, cushioned insert panel wood, coloured glass or ceramic 50 cm from a table length of 130 cm.




1 integrated, cushioned insert panel wood, coloured glass or ceramic 100 cm from a table length of 150 cm.



2 integrated, cushioned insert panels wood, coloured glass or ceramic 2 x 50 cm from a table length of 150 cm.

*only available for extendable tables with 50 cm insert panels

mylon tables



TRMY

mylon non-extendable table or with extension

table top: solid wood

table insert: solid wood or coloured glass

glass colours: see p. 2

types of wood: alder, beech, beech heartwood, oak, wild oak, cherry, walnut, wild walnut, oak white oil, wild oak white oil

leg internal dimensions: length/width minus 12.8 cm

dimensions non-extendable table:

h	75 clear height 65							
w \ l	130	140	150	160	175	200	225	250
90	•	•	•	•	•	•	•	•
100	•	•	•	•	•	•	•	•
110	•	•	•	•	•	•	•	•

dimensions extendable table:

h	75 clear height 65							
w \ l	130	140	150	160	175	200	225	250
90	•*	•*	•	•	•	•	•	•
100	•*	•*	•	•	•	•	•	•
110	•*	•*	•	•	•	•	•	•



1 integrated insert panel wood or coloured glass 50 cm from a table length of 130 cm. Cushioning and coloured glass available against surcharge.



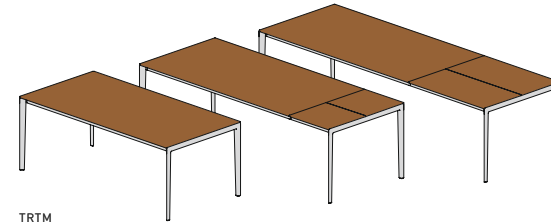
1 integrated insert panel wood or coloured glass 100 cm from a table length of 150 cm. Cushioning and coloured glass available against surcharge.



2 integrated insert panels wood or coloured glass 2 x 50 cm from a table length of 150 cm. Cushioning and coloured glass available against surcharge.

*only available for extendable tables with 50 cm insert panels

tak tables



TRTM

tak metal base | non-extendable table or with extension

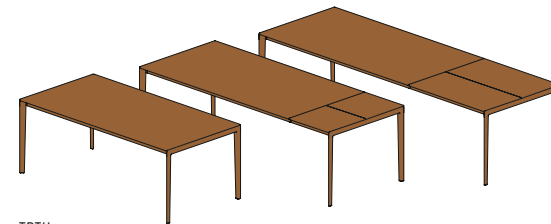
table top: solid wood

table insert: solid wood

types of wood: alder, beech, beech heartwood, oak, wild oak, cherry, walnut, wild walnut, oak white oil, wild oak white oil

frame: steel glossy chrome-plated finish or matt bronze, stainless steel finish, matt black

leg inside dimensions: length minus 9.4 cm, width minus 9.8 cm



TRTH

tak wooden base | non-extendable table or with extension

table top: solid wood

table insert: solid wood

types of wood: alder, beech, beech heartwood, oak, wild oak, cherry, walnut, wild walnut, oak white oil, wild oak white oil

frame: solid wood

longitudinal frame: steel glossy chrome-plated finish or matt bronze, stainless steel finish, matt black

clear inside dimensions: length minus 10.6 cm, width minus 12.2 cm

dimensions non-extendable table:

h	75 clear height 68.6									
w \ l	130	140	150	160	175	200	225	250	275	300
90	•	•	•	•	•	•	•	•	•	•
100	•	•	•	•	•	•	•	•	•	•
110	•	•	•	•	•	•	•	•	•	•

dimensions extendable table:

h	75 clear height 68.6							
w \ l	130	140	150	160	175	200	225	250
90	•*	•*	•*	•	•	•	•	•
100	•*	•*	•*	•	•	•	•	•
110	•*	•*	•*	•	•	•	•	•



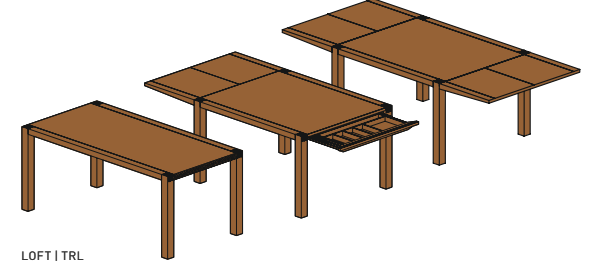
1 integrated, cushioned insert panel wood 50 cm from a table length of 130 cm.



1 integrated, cushioned insert panel wood 100 cm from a table length of 160 cm.

*only available for extendable tables with 50 cm insert panels

loft tables



LOFT | TRL

loft non-extendable table or with extension

table top: solid wood

table insert: solid wood

types of wood: alder, beech, beech heartwood, oak, wild oak, cherry, walnut, wild walnut, oak white oil, wild oak white oil

leg internal dimensions: length/width minus 14.6 cm

dimensions non-extendable table:

h	75 clear height 68.1											
w \ l	90	100	110	120	130	140	150	160	175	200	225	250
90	•				•	•	•	•	•	•	•	•
100		•			•	•	•	•	•	•	•	•
110			•		•	•	•	•	•	•	•	•
120				•								
130					•							
140						•						
150							•					

dimensions extendable table:

h	75 clear height 66.8							
w \ l	130	140	150	160	175	200	225	250
90	•	•	•	•	•	•	•	•
100	•	•	•	•	•	•	•	•
110	•	•	•	•	•	•	•	•



1 integrated, cushioned insert panel wood 60 cm from a table length of 130 cm.

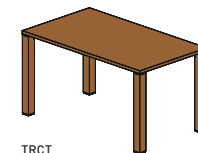


1 integrated, cushioned insert panel wood 60 cm and one silverware drawer from a table length of 140 cm.



2 integrated, cushioned insert panels wood 60 cm from a table length of 160 cm.

cubus t1 table



TRCT

cubus t1 table

table top: solid wood

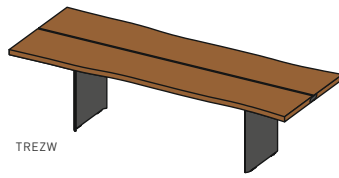
types of wood: alder, beech, beech heartwood, oak, wild oak, cherry, walnut, wild walnut, oak white oil, wild oak white oil

metal elements: glossy

leg internal dimensions: length/width minus 14.6 cm

h	75 clear height 72.1											
w \ l	80	90	100	110	130	140	150	160	175	200	225	250
80	•				•	•	•	•	•	•	•	•
90		•			•	•	•	•	•	•	•	•
100			•		•	•	•	•	•	•	•	•
110				•	•	•	•	•	•	•	•	•

echt.zeit table



TREZW

echt.zeit table with metal panels

table top: solid wood; long sides with natural wane edges; natural wood grading

types of wood: rustic brushed oak, rustic brushed walnut, rustic brushed oak white oil

frame: treated black steel

h	75 clear height 70								
w l	200	225	250	275	300	325	350	375	400
- 100	•	•	•	•	•	•	•	•	•




rustic brushed oak
(also available in white oil)



rustic brushed walnut

yps tables



TRY

yps non-extendable table or with extension

table top: solid wood

types of wood: alder, beech, beech heartwood, oak, wild oak, cherry, walnut, wild walnut, oak white oil, wild oak white oil

dimensions non-extendable table:

h	75 clear height 71.1								
w l	140	150	160	180	200	225	250	275	300
90	•	•	•	•	•	•	•	•	•
100	•	•	•	•	•	•	•	•	•
110	•	•	•	•	•	•	•	•	•

dimensions extendable table:

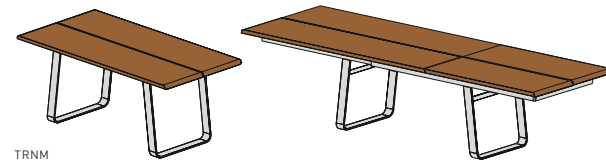
h	75 clear height 66.2 53.8						
w l	140	150	160	180	200	225	250
90	•	•	•	•	•	•	•
100	•	•	•	•	•	•	•
110	•	•	•	•	•	•	•

1 integrated insert panel wood 60 cm from a table length of 140 cm. Cushioning available against surcharge.

1 integrated insert panel wood 60 cm and one silverware drawer from a table length of 140 cm. Cushioning available against surcharge.

2 integrated insert panels wood 60 cm from a table length of 180 cm. Cushioning available against surcharge.

nox tables



TRNM

nox table with metal slides | non-extendable table or with extension

table top: solid wood

panel join: closed with metal pilaster strip gloss, stainless steel finish or matt black

types of wood: alder, beech, beech heartwood, oak, wild oak, cherry, walnut, wild walnut, oak white oil, wild oak white oil

frame: steel glossy chrome-plated finish or stainless steel finish, matt black

dimensions non-extendable table:

h	75 clear height 71.2					
w l	175	200	225	250	275	300
90	•	•	•	•	•	•
100	•	•	•	•	•	•

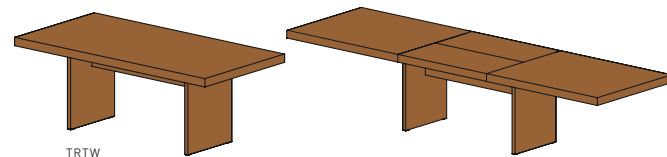
dimensions extendable table:

h	75 clear height 63.4		
w l	175	200	225
90	•	•	•
100	•	•	•

1 integrated, cushioned insert panel wood 60 cm.

1 integrated, cushioned insert panel wood 120 cm.

tema tables



TRTW


tema table with wooden side panel | non-extendable table or with extension

table top: solid wood

table insert: solid wood

types of wood: alder, beech, beech heartwood, oak, wild oak, cherry, walnut, wild walnut, oak white oil, wild oak white oil

frame: solid wood



TRTA

tema table with wooden A-frame | non-extendable table or with extension

table top: solid wood; **table insert:** solid wood

types of wood: alder, beech, beech heartwood, oak, wild oak, cherry, walnut, wild walnut, oak white oil, wild oak white oil

frame: solid wood

dimensions non-extendable table:


l	75 clear height 68						
w l	160	180	200	225	250	275	300
90	•	•	•	•	•	•	•
100	•	•	•	•	•	•	•
110	•	•	•	•	•	•	•

dimensions extendable table:

h	75 clear height 68			
w l	180	200	225	250
100	•	•	•	•

1 integrated, cushioned insert panel wood 100 cm.

taso tables



TRTOH

taso non-extendable table or with extension

table top: solid wood

table insert: solid wood

wood types: beech heartwood, oak, wild oak, walnut, wild walnut, oak white oil, wild oak white oil

frame: solid wood

dimensions non-extendable table:


h	75 clear height 65.5				
w l	140	160	175	200	225
90	•	•	•	•	•
100	•	•	•	•	•

dimensions extendable table:

h	75 clear height 66.1			
w l	160	175	200	225
100	•	•	•	•

1 integrated insert panel wood 60 cm or 100 cm (only for tables 200 cm and 225 cm long).

flaye tables



TRF

flaye table rectangular | non-extendable table or with extension

table top: solid wood

frame: leather or solid wood; **leather colours:** L1 see p. 3

table insert: solid wood

center leg: conical solid wood legs with drop-like cross-section

types of wood: alder, beech, beech heartwood, oak, wild oak, cherry, walnut, wild walnut, oak white oil, wild oak white oil

dimensions non-extendable table:

h	75 clear height 67.8					
w l	140	150	160	180	200	225
90	•	•	•	•	•	•
100	•	•	•	•	•	•
110	•	•	•	•	•	•

dimensions extendable table:

h	75 clear height 63		
w l	180	200	225
100	•	•	•
110	•	•	•

1 integrated, cushioned insert panel wood 100 cm.



TKF

flaye non-extendable table round

table top: solid wood

frame: leather or solid wood

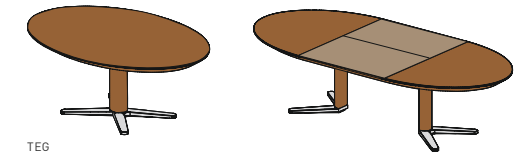
leather colours: L1 see p. 3

types of wood: alder, beech, beech heartwood, oak, wild oak, cherry, walnut, wild walnut, oak white oil, wild oak white oil

height: 75 cm | clear height 67.8 cm

diameter: 110 cm, 120 cm, 130 cm or 140 cm

girado tables



TEG

girado table elliptical | non-extendable table or with extension

table top: solid wood

table insert: solid wood or coloured glass

glass colours: see p. 2

types of wood: alder, beech, beech heartwood, oak, wild oak, cherry, walnut, wild walnut, oak white oil, wild oak white oil

frame: aluminium gloss or matt

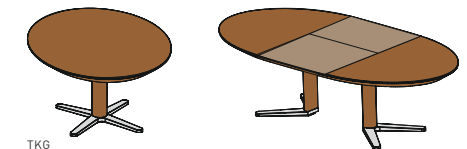
dimensions non-extendable table:

h	75 clear height 71.1			
w l	150	160	175	190
120	•	•	•	•

dimensions extendable table:

h	75 clear height 67.3		
w l	150	160	175
120	•	•	•

1 integrated, cushioned insert panel wood or coloured glass 60 cm.



TKG

girado table round | non-extendable table or with extension

table top: solid wood

table insert: solid wood or coloured glass

glass colours: see p. 2

types of wood: alder, beech, beech heartwood, oak, wild oak, cherry, walnut, wild walnut, oak white oil, wild oak white oil

frame: aluminium gloss or matt

h	75 ch non-extendable table 71.1 ch extendable table 67.3		
w l	110	120	130
110	•		
120		•	
130			•

1 integrated, cushioned insert panel wood or coloured glass 50 cm with a length of 110 cm.

1 integrated, cushioned insert panel wood or coloured glass 60 cm with a length of 120 cm and 130 cm.

magnum cantilever chairs



MFS OA | MFS MA

magnum cantilever chair Stricktex

without armrest | with armrest

cover: Stricktex

types of wood: alder, beech, oak, cherry, walnut, oak white oil

frame: steel glossy chrome-plated finish, matt bronze, stainless steel finish, matt black

dimensions: without armrest 91.5 × 46.5 × 61.5 cm (h × w × d);


with armrest 91.5 × 53 × 61.5 cm (h × w × d)

weight of chair: without armrest approx. 8 kg, with armrest approx. 9 kg

armrest height: 64 cm

seat height: 47 cm

Stricktex:



MFS OA L | MFS MA L | MFS OA S | MFS MA S

magnum cantilever chair leather or fabric

without armrest | with armrest

cover: leather or fabric

leather colours: L1 see p. 3

fabric colours: see p. 3

types of wood: alder, beech, oak, cherry, walnut, oak white oil

frame: steel glossy chrome-plated finish, matt bronze, stainless steel finish, matt black

dimensions: without armrest 93 × 47 × 62 cm (h × w × d);

with armrest 93 × 53 × 62 cm (h × w × d)


weight of chair: without armrest approx. 9.5 kg,

with armrest approx. 10.5 kg

armrest height: 64 cm

seat height: 49 cm

f1 cantilever chairs



FLFS OA | FLFS MA | FSFS OA | FSFS MA

f1 cantilever chair

without armrest | with armrest

cover: leather or fabric

leather colours: L1 see p. 3

fabric colours: see p. 3

frame: steel glossy chrome-plated finish, matt bronze,

stainless steel finish, matt black

dimensions: without armrest 95 × 47.5 × 61.5 cm (h × w × d);

with armrest 95 × 53 × 61.5 cm (h × w × d)

weight of chair: without armrest approx. 8.5 kg, with armrest approx. 9.5 kg

armrest height: 69.5 cm

seat height: 48 cm

flor chairs



FSFU EF | FSFU ZF

flor chair

cover: leather, fabric or leather/fabric; colour combinations available

leather colours: L1 and L7, see p. 3

fabric colours: see p. 3


wood types: beech heartwood, oak, walnut, oak white oil

dimensions: 87 × 57 × 62 cm (h × w × d)

chair weight: approx. 8.7 kg

seat height: approx. 48 cm

aye chairs



ALF OA | ALF MA | ALF 2 FOA | ALF 2 FMA

aye chair

without armrest | with armrest

cover: leather, fabric or leather/fabric; colour combinations available

leather colours: L1 and L7 see p. 3

fabric colours: see p. 3

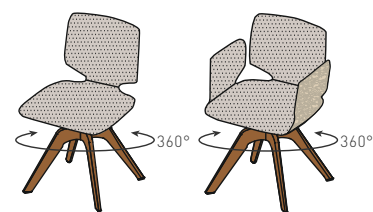
types of wood: beech, oak, cherry, walnut, oak white oil

dimensions: without armrest 81 × 52 × 58.5 cm (h × w × d);

with armrest 81 × 59 × 58.5 cm (h × w × d)

weight of chair: without armrest approx. 9.5 kg, with armrest approx. 11 kg

seat height: 47.5 cm



ASD OA | ASD MA | ALD OA | ALD MA

aye chair with swivel base

without armrest | with armrest

cover: leather, fabric or leather/fabric; colour combinations available

leather colours: L1 and L7 see p. 3

fabric colours: see p. 3

types of wood: beech, beech heartwood, oak, cherry, walnut, oak white oil


dimensions: without armrest 81 × 52 × 58.5 cm (h × w × d);

with armrest 81 × 59 × 58.5 cm (h × w × d)

weight of chair: without armrest approx. 11.9 kg, with armrest approx. 13.4 kg

seat height: 48.5 cm

girado chairs



GFS PH

GFS PO

girado cantilever chair with wood or leather backrest

cover: leather

leather colours: L1 and L7 see p. 3

types of wood: alder, beech, beech heartwood, oak, cherry, walnut, oak white oil

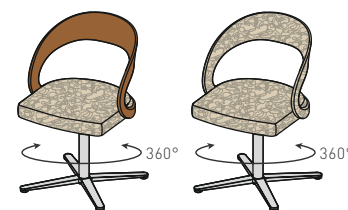
frame: steel glossy chrome-plated finish or matt

dimensions: with wood backrest 83.5 × 52.5 × 57 cm (h × w × d);

with leather backrest 85 × 53 × 59 cm (h × w × d)

weight of chair: approx. 11 kg

seat height: 48 cm



GFK PO

GFK PH

girado with star base and wood or leather backrest

cover: leather

leather colours: L1 and L7 see p. 3

types of wood: alder, beech, beech heartwood, oak, cherry, walnut, oak white oil

frame: aluminium gloss or matt


dimensions: with wood backrest 83.5 × 52.5 × 57 cm (h × w × d);

with leather backrest 85 × 53 × 59 cm (h × w × d)

weight of chair: approx. 12 kg

seat height: 47 cm

lui chairs



LSFU

lui chair

cover: leather, fabric or leather/fabric; colour combinations available

leather colours: L1 and L7 see p. 3

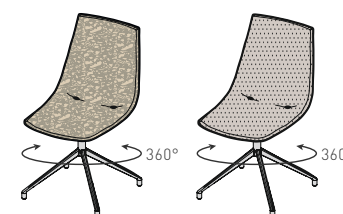
fabric colours: see p. 3

types of wood: beech, beech heartwood, oak, cherry, walnut, oak white oil

dimensions: 87 × 48 × 61.5 cm (h × w × d)

weight of chair: approx. 7.2 kg

seat height: 48 cm



LSDR

lui chair with swivel base

cover: leather, fabric or leather/fabric; colour combinations available

leather colours: L1 and L7 see p. 3


fabric colours: see p. 3

frame: aluminium gloss, aluminium stainless steel finish or aluminium matt black

dimensions: 87 × 48 × 61.5 cm (h × w × d)

weight of chair: approx. 7.5 kg

seat height: 48 cm



LSDA

lui chair with wire frame

cover: leather, fabric or leather/fabric; colour combinations available

leather colours: L1 and L7 see p. 3

fabric colours: see p. 3


frame: steel glossy chrome-plated finish, stainless steel finish or matt black

dimensions: 87 × 48 × 61.5 cm (h × w × d)

weight of chair: approx. 8.5 kg

seat height: 48 cm

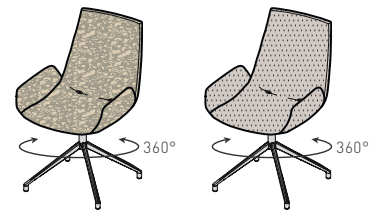
lui plus chairs



LPFU

lui plus chair

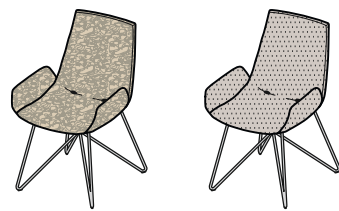
cover: leather, fabric or leather/fabric; colour combinations available
leather colours: L1 and L7 see p. 3
fabric colours: see p. 3
types of wood: beech, beech heartwood, oak, cherry, walnut, oak white oil
dimensions: 87 x 56 x 62 cm (h x w x d)
weight of chair: approx. 8.5 kg
seat height: 48 cm



LPDR

lui plus chair with swivel base

cover: leather, fabric or leather/fabric; colour combinations available
leather colours: L1 and L7 see p. 3
fabric colours: see p. 3
frame: aluminium gloss, aluminium stainless steel finish or aluminium matt black
dimensions: 87 x 56 x 62 cm (h x w x d)
weight of chair: approx. 9.5 kg
seat height: 48 cm




LPDA

lui plus chair with wire frame

cover: leather, fabric or leather/fabric; colour combinations available
leather colours: L1 and L7 see p. 3
fabric colours: see p. 3
frame: steel glossy chrome-plated finish, stainless steel finish or matt black
dimensions: 87 x 56 x 62 cm (h x w x d)
weight of chair: approx. 11 kg
seat height: 48 cm

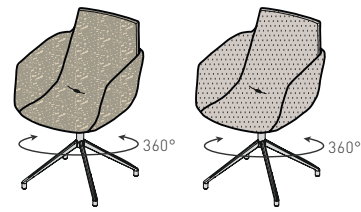
grand lui chairs



GLFU

grand lui chair

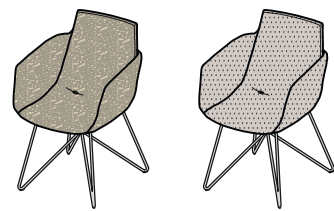
cover: leather, fabric or leather/fabric; colour combinations available
leather colours: L1 and L7 see p. 3
fabric colours: see p. 3
types of wood: beech, beech heartwood, oak, cherry, walnut, oak white oil
dimensions: 87 x 60 x 62 cm (h x w x d)
weight of chair: approx. 9.5 kg
seat height: 48 cm



GLDR

grand lui chair with swivel base

cover: leather, fabric or leather/fabric; colour combinations available
leather colours: L1 and L7 see p. 3
fabric colours: see p. 3
frame: aluminium gloss, aluminium stainless steel finish or aluminium matt black
dimensions: 87 x 60 x 62 cm (h x w x d)
weight of chair: approx. 10.5 kg
seat height: 48 cm



GLDA

grand lui chair with wire frame

cover: leather, fabric or leather/fabric; colour combinations available
leather colours: L1 and L7 see p. 3
fabric colours: see p. 3
frame: steel glossy chrome-plated finish, stainless steel finish or matt black
dimensions: 87 x 60 x 62 cm (h x w x d)
weight of chair: approx. 11.5 kg
seat height: 48 cm

mylon chairs



MYSF 0A


MYSF 0A L

MYSF 0A S

mylon wooden chair or with upholstered seat

cover: leather or fabric
leather colours: L1 and L7 see p. 3
fabric colours: see p. 3
types of wood: beech heartwood, oak, cherry, walnut, oak white oil
dimensions: 82 x 48 x 53.5 cm (h x w x d)
weight of chair: approx. 7 kg
seat height: 48 cm

s1 chairs



S1 0A

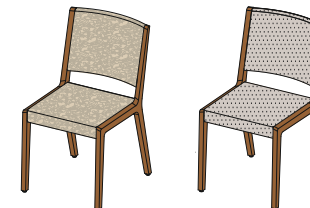
S1 0A P0

S1 0A PH

s1 wooden chair or with upholstered seat, or upholstered seat and backrest

cover: leather; **leather colours:** L1, L3 and L7 see p. 3
types of wood: alder, beech, beech heartwood, oak, cherry, walnut, oak white oil
dimensions: 90 x 46 x 53 cm (h x w x d)
weight of chair: approx. 7 kg
seat height: 47 | 48 cm

eviva chairs



FST 0A

FSTS 0A

eviva chair

cover: leather or fabric
leather colours: L1 and L7 see p. 3
fabric colours: see p. 3
types of wood: beech, beech heartwood, oak, walnut, oak white oil
dimensions: 85.5 x 47 x 57 cm (h x w x d)
weight of chair: approx. 6 kg
seat height: 47.5 cm

ark bar stool



BAHL

BANL

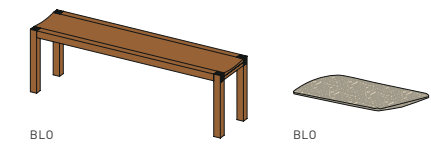
BAHS

BANS

ark bar stool

high backrest | low backrest
cover: leather or fabric
 piping and bars are always in leather
leather colours: L1 and L7 see p. 3
fabric colours: see p. 3
types of wood: beech, beech heartwood, oak, walnut, oak white oil
seat rest heights: 13 and 25 cm
dimensions: 78.5 x 38.5 x 46.5 cm (h x w x d); 92 x 38.5 x 48.5 cm (h x w x d)
weight of stool: approx. 5.5 kg
seat height: 67 and 80 cm

loft bench and cushion



BLO

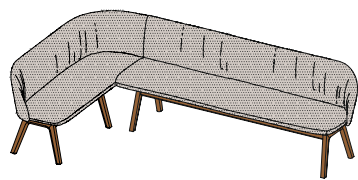
BLO

loft bench and cushion

cushion cover: leather
leather colours: L1 and L3 see p. 3
cushion dimensions: 40 x 26 cm
types of wood: alder, beech, beech heartwood, oak, cherry, walnut, oak white oil

h	45									
l	45	100	130	140	150	160	175	200	225	250
d	35									

flor benches



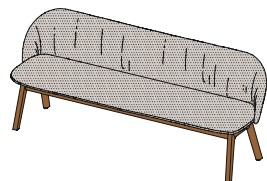
EBF

flor upholstered corner bench

upholstery: leather, fabric or leather/fabric; colour combinations possible
leather colours: L1 see p. 3
fabric colours: see p. 3
wood types: beech heartwood, oak, walnut, oak white oil
frame: solid wood

length of each bench flank:

h	84 seat height approx. 48					
l	156	160	170	175	191	241
d	with backrest 61 seat depth 48					



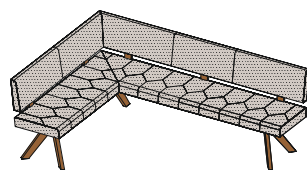
BF

flor cushioned bench

upholstery: leather, fabric or leather/fabric; colour combinations possible
leather colours: L1 see p. 3
fabric colours: see p. 3
wood types: beech heartwood, oak, walnut, oak white oil
frame: solid wood

h	84				
l	154	174	189	214	239
d	with backrest 61 seat depth 48				

yps benches



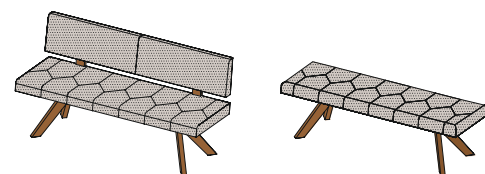
EBY PO | EBYS PO

yps upholstered corner bench with backrest

cover: leather or fabric
leather colours: L1 see p. 3
fabric colours: see p. 3
types of wood: alder, beech, beech heartwood, oak, cherry, walnut, oak white oil
frame: solid wood

length of each bench flank:

h	85.5						
l	151.6	163.6	175.6	211.6	223.6	247.6	319.6
d	depth overall 57 seat depth 46						

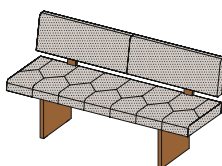


BY | BYS | BY PO | BYS PO

yps upholstered bench with backrest/without backrest

cover: leather or fabric
leather colours: L1 see p. 3
fabric colours: see p. 3
types of wood: alder, beech, beech heartwood, oak, cherry, walnut, oak white oil
frame: solid wood

h	without backrest 48.1 with backrest 85.5						
l	144	168	192	216	240	264	312
d	without backrest 52 with backrest 57 seat depth 46						



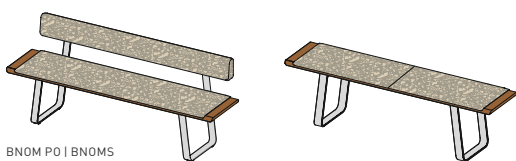
BY WH PO | BYS WH PO

yps upholstered bench with side panel


cover: leather or fabric
leather colours: L1 see p. 3; **fabric colours:** see p. 3 with upholstered backrest
types of wood: alder, beech, beech heartwood, oak, cherry, walnut, oak white oil
frame: solid wood

h	85.5						
l	144	168	192	216	240	264	312
d	57 seat depth 46						

nox benches



BNOM PO | BNOMS



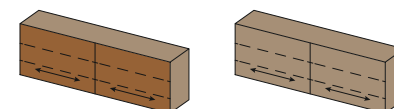
BNO PO | BNO5

nox bench metal slides or wooden frame with backrest/without backrest

cover: leather or fabric
leather colours: L1 see p. 3; **fabric colours:** see p. 3
types of wood: alder, beech, beech heartwood, oak, cherry, walnut, oak white oil
frame: steel glossy chrome-plated finish, stainless steel finish or matt black, solid wood

h	without backrest 48.2 with backrest 80					
l	175	200	225	250	275	300
d	without backrest 38 with backrest 52 seat depth 42.5					

cubus pure sideboards



AC24

AC25

cubus pure sideboard with flush-mounted sliding door

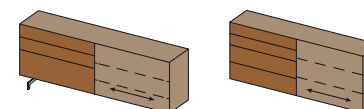
front: solid wood or coloured glass
glass colours: see p. 2
handles: flap handle wood (only for wood front) or stainless steel, soft-touch with or without inside drawer
types of wood outside: alder, beech, beech heartwood, oak, wild oak, venetian oak, cherry, walnut, wild walnut, oak white oil, wild oak white oil
types of wood inside: beech, oak, cherry, walnut, oak white oil
bases: recessed plinth or skid stand gloss, matt bronze, stainless steel finish, matt black wall mounting required

with recessed plinth:

w	161.2	201.2	241.2
h	85.4		
d	41.9 48.3		

with skid stand:

w	161.2	201.2	241.2
h	78.8		
d	41.9 48.3		



AC27

AC29

cubus pure sideboard with flush-mounted sliding door

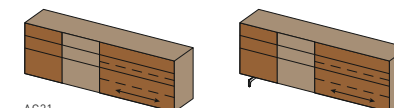
front: solid wood/coloured glass
glass colours: see p. 2
handles: flap handle stainless steel, soft-touch with or without inside drawer, drawers left or right
types of wood outside: alder, beech, beech heartwood, oak, wild oak, venetian oak, cherry, walnut, wild walnut, oak white oil, wild oak white oil
types of wood inside: beech, oak, cherry, walnut, oak white oil
bases: recessed plinth or skid stand gloss, matt bronze, stainless steel finish, matt black wall mounting required

with recessed plinth:

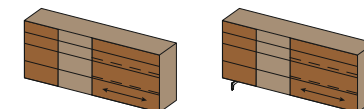
w	161.2	201.2	241.2
h	85.4		
d	41.9 48.3		

with skid stand:

w	161.2	201.2	241.2
h	78.8		
d	41.9 48.3		



AC31



AC33

cubus pure sideboard with flush-mounted sliding door

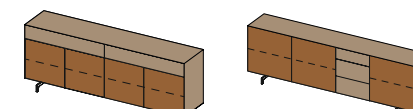
front: solid wood/coloured glass/solid wood
glass colours: see p. 2
handles: flap handle stainless steel, soft-touch
types of wood outside: alder, beech, beech heartwood, oak, wild oak, venetian oak, cherry, walnut, wild walnut, oak white oil, wild oak white oil
types of wood inside: beech, oak, cherry, walnut, oak white oil
bases: recessed plinth or skid stand gloss, matt bronze, stainless steel finish, matt black wall mounting required

with recessed plinth:

w	161.2	201.2	241.2
h	85.4		
d	41.9 48.3		

with skid stand:

w	161.2	201.2	241.2
h	78.8		
d	41.9 48.3		



AC79

AC80

cubus pure sideboard with skid stand

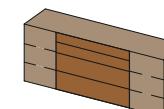
front: solid wood/coloured glass or solid wood/coloured glass/solid wood
glass colours: see p. 2
handles: flap handle stainless steel, soft-touch, dot knob handle
types of wood outside: alder, beech, beech heartwood, oak, wild oak, venetian oak, cherry, walnut, wild walnut, oak white oil, wild oak white oil
type of wood inside: beech; **base:** recessed plinth or skid stand gloss, matt bronze, stainless steel finish, matt black wall mounting required

AC79:

w	201.2
h	78.8
d	41.8 48.2

AC80:

w	246.2
h	78.8
d	41.8 48.2



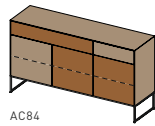
AC49

cubus pure sideboard

front: coloured glass/solid wood/coloured glass
glass colours: see p. 2
handles: flap handle stainless steel, soft-touch, dot knob handle
types of wood outside: alder, beech, beech heartwood, oak, wild oak, venetian oak, cherry, walnut, wild walnut, oak white oil, wild oak white oil
type of wood inside: beech
base: recessed plinth wall mounting required

w	201.2
h	85.4
d	41.8 48.2

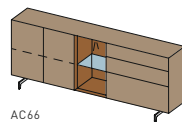
Sideboards and highboards also available in mirrored format.



cubus pure sideboard with metal frame base

front: solid wood/coloured glass
glass colours: see p. 2
handles: stainless steel flap handle, soft-touch, **dot** knob handle
exterior wood types: alder, beech, beech heartwood, oak, wild oak, venetian oak, cherry, walnut, wild walnut, oak white oil, wild oak white oil
interior wood type: beech
base: metal frame base
metal colours: see p. 22
 wall mounting required

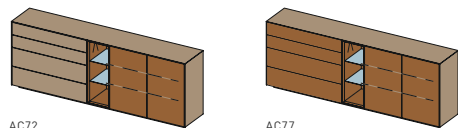
w	151.2
h	85.3
d	41.8 48.2



cubus pure sideboard with design element

front: coloured glass
glass colours: see p. 2
handles: stainless steel flap handle, soft-touch, **dot** knob handle
exterior wood types: alder, beech, beech heartwood, oak, cherry, walnut, oak white oil
interior wood type: beech
bases: recessed plinth or skid stand glossy, matt bronze, stainless steel finish, matt black
 wall mounting required

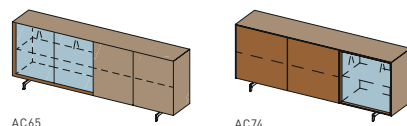
w	201.2
h	78.8
d	41.8 48.2



cubus pure sideboard with design element

front: solid wood or solid wood/coloured glass
glass colours: see p. 2
handles: stainless steel flap handle, soft-touch, **dot** knob handle
exterior wood types: alder, beech, beech heartwood, oak, wild oak, venetian oak, cherry, walnut, wild walnut, oak white oil, wild oak white oil
interior wood type: beech
base: recessed plinth
 wall mounting required

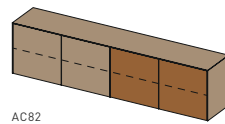
AC72:		AC77:	
w	231.2	w	231.2
h	85.4	h	85.4
d	41.8 48.2	d	41.8 48.2



cubus pure sideboard with design element and skid stand

front: all-glass/coloured glass or solid wood/all-glass
glass colours: see p. 2
glass types for all-glass door: clear glass, smoked glass
handles: stainless steel flap handle, soft-touch, **dot** knob handle
exterior wood types: alder, beech, beech heartwood, oak, cherry, walnut, oak white oil
interior wood type: beech
base: skid stand glossy, matt bronze, stainless steel finish, matt black
 wall mounting required

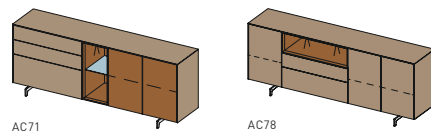
AC65:		AC74:	
w	201.2	w	196.2
h	78.8	h	78.8
d	41.8 48.2	d	41.8 48.2



cubus pure sideboard

front: solid wood/coloured glass or solid wood/ceramic
glass colours: see p. 2
ceramic colours: see p. 2
handles: stainless steel flap handle, soft-touch, **dot** knob handle
exterior wood types: alder, beech, beech heartwood, oak, cherry, walnut, oak white oil
interior wood type: beech
base: recessed plinth
 wall mounting required

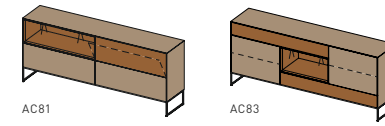
w	201.2
h	78.8
d	41.8 48.2



cubus pure sideboard with design element and skid stand

front: coloured glass
glass colours: see p. 2
handles: stainless steel flap handle, soft-touch, **dot** knob handle
exterior wood types: alder, beech, beech heartwood, oak, wild oak, venetian oak, cherry, walnut, wild walnut, oak white oil, wild oak white oil
interior wood type: beech
base: skid stand glossy, matt bronze, stainless steel finish, matt black
 wall mounting required

AC71:		AC78:	
w	191.2 231.2	w	201.2 251.2
h	78.8	h	78.8
d	41.8 48.2	d	41.8 48.2

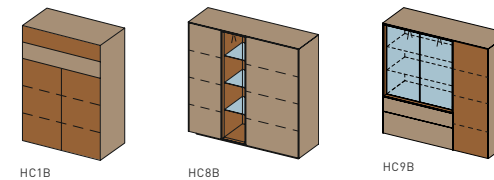


cubus pure sideboard with design element and metal frame base

front: solid wood/coloured glass
glass colours: see p. 2
handles: stainless steel flap handle, soft-touch, **dot** knob handle
types of wood outside: alder, beech, beech heartwood, oak, wild oak, cherry, walnut, wild walnut, oak white oil, wild oak white oil
type of wood inside: beech
base: metal frame base
metal colours: see p. 22
 wall mounting required

AC81:		AC83:	
w	201.2	w	196.2
h	85.3	h	85.3
d	41.8 48.2	d	41.8 48.2

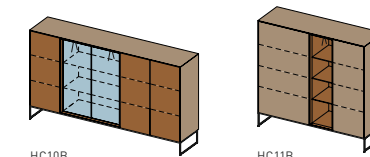
cubus pure highboards



cubus pure highboard

front HC1B/HC9B: solid wood/coloured glass
front HC8B: coloured glass
glass colours: see p. 2
handles: flap handle stainless steel, soft-touch, **dot** knob handle
types of wood outside HC1B | HC9B: alder, beech, beech heartwood, oak, wild oak, venetian oak, cherry, walnut, wild walnut, oak white oil, wild oak white oil
types of wood outside HC8B: alder, beech, beech heartwood, oak, cherry, walnut, oak white oil
type of wood inside: beech
base: recessed plinth
 wall mounting required

HC1B:				HC8B:		HC9B:		
w	41.2	51.2	81.2	101.2	w	136.2	w	121.2
h	117.4				h	133.4	h	125.4
d	41.8 48.2				d	41.8 48.2	d	41.8 48.2

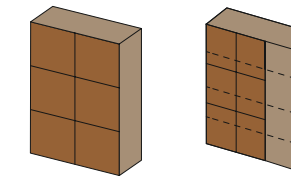


cubus pure highboard with metal frame base

front: coloured glass/solid wood
glass colours: see p. 2
glass types all-glass door: clear glass, smoked glass
handles: flap handle stainless steel, soft-touch, **dot** knob handle
types of wood outside: alder, beech, beech heartwood, oak, wild oak, venetian oak, cherry, walnut, wild walnut, oak white oil, wild oak white oil (wild wood types and venetian oak not available for HC11B)
type of wood inside: beech
base: metal frame base
metal colours: see p. 22
 wall mounting required

HC10B:		HC11B:	
w	201.2	w	136.2
h	117.3	h	133.3
d	41.8 48.2	d	41.8 48.2

cubus pure quadrat highboards

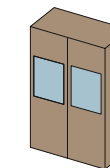


cubus pure quadrat highboard

front: solid wood or coloured glass
glass colours: see p. 2
handles: flap handle wood (only for wood front) or stainless steel, soft-touch, **dot** knob handle
types of wood outside: alder, beech, beech heartwood, oak, wild oak, venetian oak, cherry, walnut, wild walnut, oak white oil, wild oak white oil
type of wood inside: beech
base: recessed plinth; wall mounting required

HC7B Q:		HC21B:	
w	101.2	w	121.2
h	149.4	h	125.4
d	42 48	d	35.4 41.8 48.2

cubus pure glass cabinet



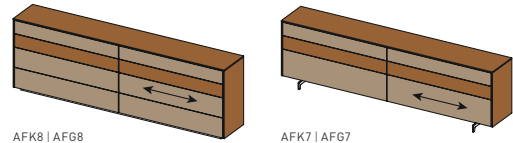
VCP1

cubus pure glass cabinet

top board and front: coloured glass
glass colours: see p. 2
handles: flap handle stainless steel, soft-touch, **dot** knob handle
types of wood: alder, beech, beech heartwood, oak, cherry, walnut, oak white oil
base: recessed plinth
 wall mounting required

w	101.2
h	149.4
d	35.4 41.8 48.2

filigno sideboards



AFK8 | AFG8

AFK7 | AFG7

filigno sideboard with flush-mounted sliding door

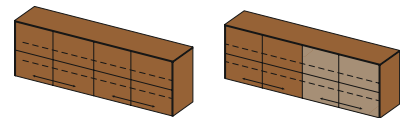
front: solid wood/ceramic or solid wood/coloured glass
glass colours: see p. 2
ceramic colours: see p. 2
handle: soft-touch
types of wood outside: alder, beech, beech heartwood, oak, wild oak, venetian oak, cherry, walnut, wild walnut, oak white oil, wild oak white oil
 wild wood version and venetian oak only available for fronts
type of wood inside: beech
bases: recessed plinth or skid stand gloss, matt bronze, stainless steel finish, matt black
 wall mounting required

AFK8 | AFG8:

w	162.8 202.8 242.8
h	86.2
d	41.8 48.2

AFK7 | AFG7:

w	161 201
h	79.6
d	41.8 48.2



AFH20

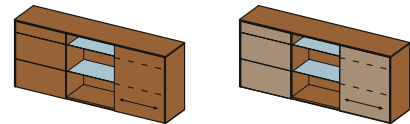
AFG20 | AFK20

filigno sideboard with flush-fitted sliding door

front: solid wood, solid wood/coloured glass, solid wood/ceramic
glass colours: see p. 2
ceramic colours: see p. 2
handle: soft-touch, wooden handle (for wooden front only)
exterior wood types: alder, beech, beech heartwood, oak, wild oak, venetian oak, cherry, walnut, wild walnut, oak white oil, wild oak white oil
 wild wood version and venetian oak only available for fronts
interior wood type: beech; **base:** recessed plinth
AFH20 | AFG20 | AFK20: optional inside drawer
 wall mounting required

AFH20 | AFG20 | AFK20:

w	162.8 202.8 242.8
h	78.2
d	41.9 48.3



AFH16

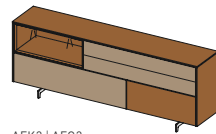
AFG16 | AFK16

filigno sideboard with sliding door

front: solid wood, coloured glass or ceramic
glass colours: see p. 2
ceramic colours: see p. 2
handle: soft-touch, wooden handle (only for wood front)
types of wood outside: alder, beech, beech heartwood, oak, wild oak, venetian oak, cherry, walnut, wild walnut, oak white oil, wild oak white oil
 wild wood version and venetian oak only available for fronts
base: recessed plinth
 including lighting; wall mounting required

AFH16 | AFG16 | AFK16:

w	192.1
h	86.2
d	41.8 48.2

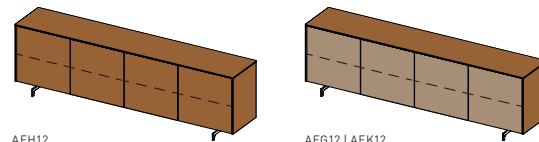


AFK3 | AFG3

filigno sideboard with design element and skid stand

front: solid wood/ceramic or solid wood/coloured glass
glass colours: see p. 2
ceramic colours: see p. 2
handles: soft-touch, wooden handle (only for wood front), dot knob handle
types of wood outside: alder, beech, beech heartwood, oak, wild oak, venetian oak, cherry, walnut, wild walnut, oak white oil, wild oak white oil
 wild wood version and venetian oak only available for fronts
type of wood inside: beech
base: skid stand gloss, matt bronze, stainless steel finish, matt black
 including lighting; wall mounting required

w	212.9
h	79.6
d	41.8 48.2



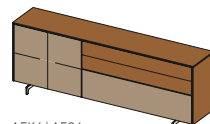
AFH12

AFG12 | AFK12

filigno sideboard with skid stand

front: solid wood, coloured glass or ceramic
glass colours: see p. 2
ceramic colours: see p. 2
handle: soft-touch, wooden handle (for wooden front only), dot knob handle
exterior wood types: alder, beech, beech heartwood, oak, wild oak, venetian oak, cherry, walnut, wild walnut, oak white oil, wild oak white oil
 wild wood version and venetian oak only available on front
interior wood type: beech
base: skid stand matt bronze, glossy, matt black or stainless steel finish
 wall mounting required

w	262.8
h	79.6
d	41.8 48.2



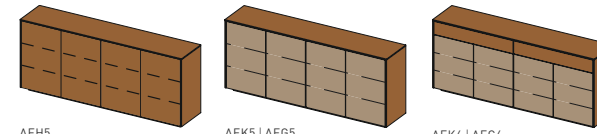
AFK4 | AFG4

filigno sideboard with skid stand

front: solid wood/ceramic or solid wood/coloured glass
glass colours: see p. 2
ceramic colours: see p. 2
handle: soft-touch, wooden handle (for wooden front only), dot knob handle
exterior wood types: alder, beech, beech heartwood, oak, wild oak, venetian oak, cherry, walnut, wild walnut, oak white oil, wild oak white oil
 wild wood version and venetian oak only available on front
interior wood type: beech
base: skid stand matt bronze, glossy, matt black, stainless steel finish
 wall mounting required

w	162.9 212.9
h	79.6
d	41.8 48.2

Sideboards and highboards also available in mirrored format.



AFH5

AFK5 | AFG5

AFK6 | AFG6

filigno sideboard

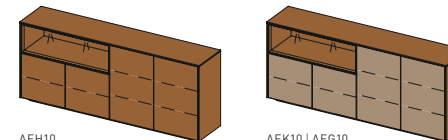
front: solid wood, ceramic or coloured glass
 solid wood/ceramic or solid wood/coloured glass
glass colours: see p. 2
ceramic colours: see p. 2
handles: soft-touch, wooden handle (only for wood front), dot knob handle
types of wood outside: alder, beech, beech heartwood, oak, wild oak, venetian oak, cherry, walnut, wild walnut, oak white oil, wild oak white oil
 wild wood version and venetian oak only available for fronts
type of wood inside: beech
base: recessed plinth
AFH5 | AFK5 | AFG5: optional inside drawer
 wall mounting required

AFH5 | AFK5 | AFG5:

w	162.9 202.9
h	86.2
d	41.8 48.2

AFK6 | AFG6:

w	202.9
h	86.2
d	41.8 48.2



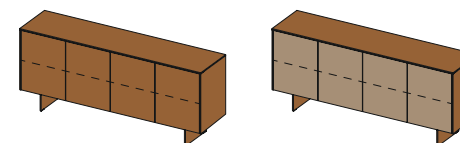
AFH10

AFK10 | AFG10

filigno sideboard with design element

front: solid wood, coloured glass or ceramic
glass colours: see p. 2
ceramic colours: see p. 2
handles: soft-touch, wooden handle (only for wood front), dot knob handle
types of wood outside: alder, beech, beech heartwood, oak, wild oak, venetian oak, cherry, walnut, wild walnut, oak white oil, wild oak white oil
 wild wood version and venetian oak only available for fronts
type of wood inside: beech
base: recessed plinth
 optional inside drawer; including lighting
 wall mounting required

w	202.9
h	86.2
d	41.8 48.2



AFH13

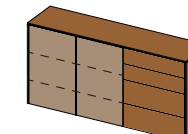
AFG13 | AFK13

filigno sideboard with wooden panel

front: solid wood, coloured glass or ceramic
glass colours: see p. 2
ceramic colours: see p. 2
handles: soft-touch, wooden handle (only for wood front), dot knob handle
types of wood outside: alder, beech, beech heartwood, oak, wild oak, venetian oak, cherry, walnut, wild walnut, oak white oil, wild oak white oil
 wild wood version and venetian oak only available for fronts
type of wood inside: beech
base: wooden panel
 optional inside drawer
 wall mounting required

w	202.9 262.9
h	85.6
d	41.8 48.2

Sideboards and highboards also available in mirrored format.

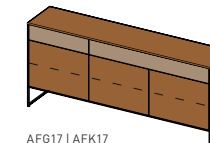


AFG14 | AFK14

filigno sideboard

front: solid wood/coloured glass or solid wood/ceramic
glass colours: see p. 2
ceramic colours: see p. 2
handles: soft-touch, wooden handle (only for wood front), dot knob handle
types of wood outside: alder, beech, beech heartwood, oak, wild oak, venetian oak, cherry, walnut, wild walnut, oak white oil, wild oak white oil
 wild wood version and venetian oak only available for fronts
type of wood inside: beech
base: recessed plinth
 wall mounting required

w	197.9
h	86.2
d	41.8 48.2

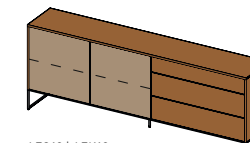


AFG17 | AFK17

filigno sideboard with metal frame base

front: solid wood/coloured glass or solid wood/ceramic
glass colours: see p. 2
ceramic colours: see p. 2
handles: soft-touch, wooden handle (only for wood front), dot knob handle
types of wood outside: alder, beech, beech heartwood, oak, wild oak, venetian oak, cherry, walnut, wild walnut, oak white oil, wild oak white oil
 wild wood version and venetian oak only available for fronts
type of wood inside: beech
base: metal frame base
metal colours: see p. 22
 wall mounting required

w	197.8
h	86.1
d	41.8 48.2

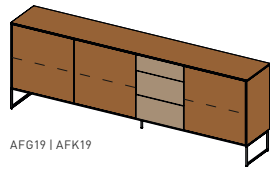


AFG18 | AFK18

filigno sideboard with metal frame base

front: solid wood/coloured glass or solid wood/ceramic
glass colours: see p. 2
ceramic colours: see p. 2
handles: soft-touch, wooden handle (only for wood front), dot knob handle
types of wood outside: alder, beech, beech heartwood, oak, wild oak, venetian oak, cherry, walnut, wild walnut, oak white oil, wild oak white oil
 wild wood version and venetian oak only available for fronts
type of wood inside: beech
base: metal frame base
metal colours: see p. 22
 wall mounting required

w	232.8
h	86.1
d	41.8 48.2

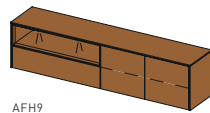


AFG19 | AFK19

filigno sideboard with metal frame base

front: solid wood/coloured glass or solid wood/ceramic
glass colours: see p. 2
ceramic colours: see p. 2
handles: soft-touch, wooden handle (only for wood front), **dot** knob handle
types of wood outside: alder, beech, beech heartwood, oak, wild oak, venetian oak, cherry, walnut, wild walnut, oak white oil, wild oak white oil
 wild wood version and venetian oak only available for fronts
type of wood inside: beech; **base:** metal frame base; **metal colours:** see p. 22
 wall mounting required

w	247.8
h	86.1
d	41.8 48.2

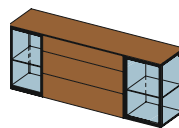


AFH9

filigno sideboard hanging

front: solid wood
handles: soft-touch, wooden handle (only for wood front), **dot** knob handle
types of wood outside: alder, beech, beech heartwood, oak, wild oak, venetian oak, cherry, walnut, wild walnut, oak white oil, wild oak white oil
 wild wood version and venetian oak only available for fronts
type of wood inside: beech
 including lighting; wall mounting required

w	202.9
h	49.6
d	41.8 48.2



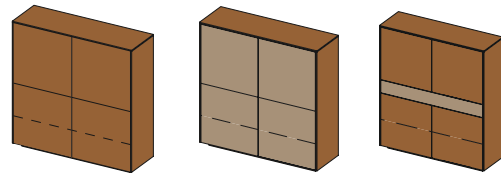
AFG21

filigno sideboard with aluminium frame door

front: solid wood
glass colours: clear glass or smoked glass
handle: soft-touch, wooden handle (for wooden front only), **dot** knob handle
exterior wood types: alder, beech, beech heartwood, oak, wild oak, venetian oak, cherry, walnut, wild walnut, oak white oil, wild oak white oil
 wild wood version and venetian oak only available for fronts
base: recessed plinth
 incl. lighting; wall mounting required

w	162.8	202.8
h	86.2	
d	41.9 48.3	

filigno highboards



HFH6

HFK1 | HFG1

HFK2 | HFG2

filigno highboard

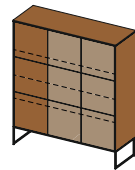
front: solid wood, coloured glass or ceramic | solid wood/ceramic or solid wood/coloured glass
glass colours: see p. 2; **ceramic colours:** see p. 2
handles: soft-touch, wooden handle (only for wood front), **dot** knob handle
types of wood outside: alder, beech, beech heartwood, oak, wild oak, venetian oak, cherry, walnut, wild walnut, oak white oil, wild oak white oil
 wild wood version and venetian oak only available for fronts
type of wood inside: beech; **base:** recessed plinth
HFH6 | HFK1 | HFG1: optional interior partitioning for small appliances or glasses, without mirror
HFK2 | HFG2: optional interior partitioning for glasses
 wall mounting required

HFH6 | HFK1 | HFG1:

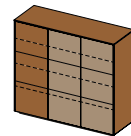
w	132.9
h	134.2
d	41.8 48.2

HFK2 | HFG2:

w	132.9
h	150.2
d	41.8 48.2



HFK7 | HFG7



HFK8 | HFG8

filigno highboard with metal frame base

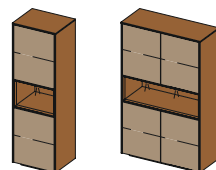
front: solid wood/ceramic or solid wood/coloured glass
glass colours: see p. 2; **ceramic colours:** see p. 2
handle: soft-touch, wooden handle (for wooden front only), **dot** knob handle
exterior wood types: alder, beech, beech heartwood, oak, wild oak, venetian oak, cherry, walnut, wild walnut, oak white oil, wild oak white oil
 wild wood version and venetian oak only available for fronts
interior wood type: beech
bases: metal frame base (HFG7), recessed plinth (HFG8)
metal colours: see p. 22

HFG7 | HFK7:

w	122.8
h	142.1
d	41.9 48.3

HFG8 | HFK8:

w	122.8
h	126.2
d	41.9 48.3

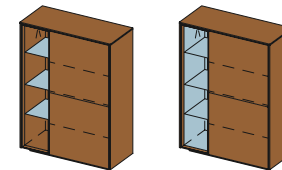


HFK3 | HFG3

filigno highboard

front: ceramic or coloured glass; **glass colours:** see p. 2
ceramic colours: see p. 2; **handle:** soft-touch, **dot** knob handle
types of wood outside: alder, beech, beech heartwood, oak, cherry, walnut, oak white oil
type of wood inside: beech; **base:** recessed plinth
 including lighting; wall mounting required

w	52.9 82.9 102.9
h	166.2
d	41.8 48.2



HFH4

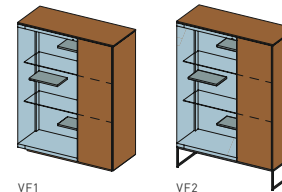
HFH5

filigno highboard

front: solid wood or solid wood/all-glass
glass types all-glass door: clear glass, smoked glass
handles: soft-touch, wooden handle (only for wood fronts), **dot** knob handle
types of wood outside: alder, beech, beech heartwood, oak, wild oak, venetian oak, cherry, walnut, wild walnut, oak white oil, wild oak white oil
 wild wood version and venetian oak only available for fronts
type of wood inside: beech
base: recessed plinth
 including lighting; optional inside drawer; wall mounting required

w	97.8
h	134.2
d	41.8 48.2

filigno glass cabinets



VF1

VF2

filigno glass cabinet

front: solid wood/clear glass or solid wood/smoked glass
handles: soft-touch, wooden handle (only for wood fronts)
types of wood outside: alder, beech, beech heartwood, oak, wild oak, venetian oak, cherry, walnut, wild walnut, oak white oil, wild oak white oil
 wild wood version and venetian oak only available for fronts
bases: recessed plinth or metal frame base
metal colours: see p. 22
 including lighting; optional inside drawer; wall mounting required

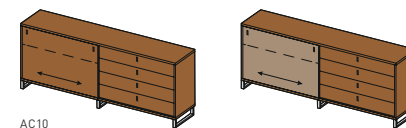
VF1:

w	103.8
h	134.2
d	41.8

VF2:

w	103.8
h	150.1
d	41.8

cusbus sideboards



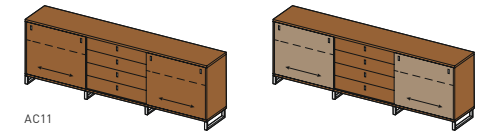
AC10

cusbus sideboard with sliding door

sliding door: solid wood or coloured glass
glass colours: see p. 2
handles: flap handle wood (only for wood front) or stainless steel
types of wood: alder, beech, beech heartwood, oak, wild oak, cherry, walnut, wild walnut, oak white oil, wild oak white oil
 wild wood version only available for fronts
bases: with plinth, slide gloss or matt

w	130.1 158.2 198.2 258.2
h	with plinth 71.5 with slide 79.5
d	42 48.4

Sideboards and glass cabinets also available in mirrored format.

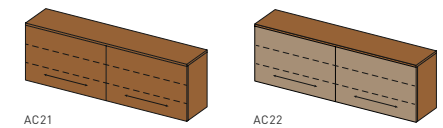


AC11

cusbus sideboard with sliding door

sliding door: solid wood or coloured glass
glass colours: see p. 2
handles: flap handle wood (only for wood front) or stainless steel
types of wood: alder, beech, beech heartwood, oak, wild oak, cherry, walnut, wild walnut, oak white oil, wild oak white oil
 wild wood version only available for fronts
bases: with plinth, slide gloss or matt

w	194.2 236.3 258.2
h	with plinth 71.5 with slide 79.5
d	42 48.4



AC21

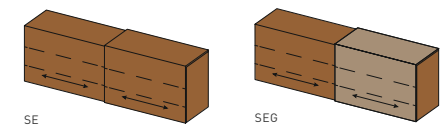
AC22

cusbus sideboard with flush-mounted sliding door

sliding door: solid wood or coloured glass
glass colours: see p. 2
handles: flap handle wood (only for wood front) or stainless steel, soft-touch with or without inside drawer
types of wood: alder, beech, beech heartwood, oak, wild oak, cherry, walnut, wild walnut, oak white oil, wild oak white oil
 wild wood version only available for fronts
base: recessed plinth

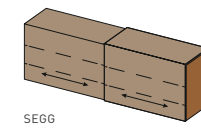
w	160 200 240
h	71.5 79.5 87.5
d	42 48.2

cusbus sideboards



SE

SEG



SEGG

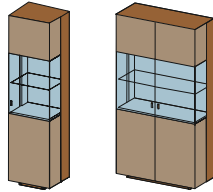
cusbus sideboard with angled sliding door

position of upper angled sliding door left or right
glass colours: see p. 2
types of wood: alder, beech, beech heartwood, oak, wild oak, cherry, walnut, wild walnut, oak white oil, wild oak white oil
 wild wood version only available for fronts

w	160 200 260
h	71.5 87.5
d	47 53.4

Sideboards, highboards and glass cabinet also available in mirrored format.

cubus glass cabinets

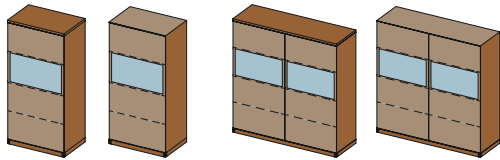


VC10

cubus glass cabinet 10

front: coloured glass gloss; **glass colours:** see p. 2
handle: flap handle stainless steel
types of wood: alder, beech, beech heartwood, oak, cherry, walnut, oak white oil including LED shelf edge lighting; wall mounting required

w	50	100
h	190	
d	42	

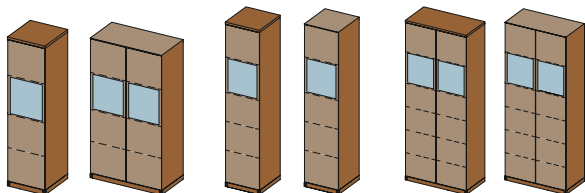


VC13

cubus glass cabinet 13

top board: solid wood, coloured glass gloss
front: coloured glass gloss
glass colours: see p. 2
handles: flap handle stainless steel, soft-touch, dot knob handle
types of wood: alder, beech, beech heartwood, oak, cherry, walnut, oak white oil
bases: with plinth, recessed plinth, slide gloss or matt including light profile wall mounting required

w	65	130
h	135.5	
d	35.6 42 48.4	



VC14

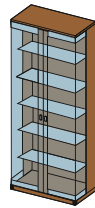
VC15

VC16

cubus glass cabinet 14 | 15 | 16

top board: solid wood, coloured glass gloss
front: coloured glass gloss
glass colours: see p. 2
handles: flap handle stainless steel, soft-touch, dot knob handle
types of wood: alder, beech, beech heartwood, oak, cherry, walnut, oak white oil
bases: with plinth, recessed plinth, slide gloss or matt including light profile wall mounting required

VC14:				VC15:				VC16:						
w	40	50	80	100	w	40	50	80	100	w	40	50	80	100
h	151.5				h	183.5				h	199.5			
d	35.6 42 48.4				d	35.6 42 48.4				d	35.6 42 48.4			



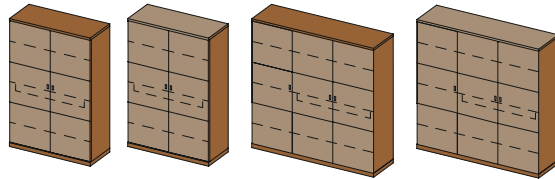
VC20

cubus glass cabinet 20

top board: solid wood
glass: clear glass, frosted glass or smoked glass
handles: flap handle wood or stainless steel, stainless steel knob, soft-touch
types of wood: alder, beech, beech heartwood, oak, cherry, walnut, oak white oil including lighting wall mounting required

w	80
h	151.5 199.5
d	35.6 42

cubus quadrat glass cabinets



VC6

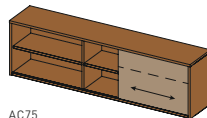
VC7

cubus glass cabinet 6 | 7

top board: solid wood or coloured glass
front: coloured glass
glass colours: see p. 2
handles: flap handle stainless steel, soft-touch, dot knob handle
types of wood: alder, beech, beech heartwood, oak, cherry, walnut, oak white oil
bases: with plinth, recessed plinth, slide gloss or matt
overall height at top board wood: with plinth 151.5 cm, with slide 159.5 cm
overall height at top board glass: with plinth 149.4 cm, with slide 157.4 cm wall mounting required

VC6:		VC7:	
w	100	w	150
d	42	d	42

cubus shelf sideboard hanging



AC75

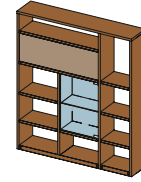
cubus sideboard with flush-mounted sliding door

front: coloured glass
glass colours: see p. 2
handles: flap handle stainless steel
types of wood: alder, beech, beech heartwood, oak, cherry, walnut, oak white oil
 drawer behind sliding door wall mounting required

w	210
h	60.4
d	40.7

Sideboards and highboards also available in mirrored format.

cubus shelf highboards



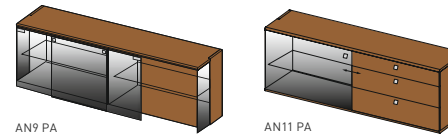
HC1

cubus shelf highboard

front: coloured glass; **glass colours:** see p. 2
glass types all-glass door: clear glass, smoked glass
handles: flap handle stainless steel, soft-touch
types of wood: alder, beech, beech heartwood, oak, cherry, walnut, oak white oil with spotlight behind all-glass door; wall mounting required

w	137.5
h	157.8
d	28.7

nox sideboards



AN9 PA

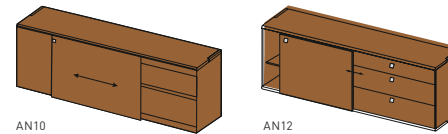
AN11 PA

nox sideboard 9 | 11

front: palladium glass or palladium glass/solid wood
handles: square handle stainless steel or matt black
types of wood: alder, beech, beech heartwood, oak, wild oak, cherry, walnut, wild walnut, oak white oil, wild oak white oil wild wood version only available for fronts spotlights underneath top board

AN9 PA:			
w	147.6	177.6	237.7
h	71.5 87.5		
d	48.2		

AN11 PA:			
w	153.5	173.5	203.5
h	71.5 87.5		
d	48.2		



AN10

AN12

nox sideboard 10 | 12

front: solid wood; **handles:** square handle stainless steel or matt black
types of wood: alder, beech, beech heartwood, oak, wild oak, cherry, walnut, wild walnut, oak white oil, wild oak white oil wild wood version only available for fronts

AN10:			
w	151.2	181.2	241.2
h	71.5 87.5		
d	48.2		

AN12:			
w	155.3	175.3	205.3
h	71.5 87.5		
d	48.2		

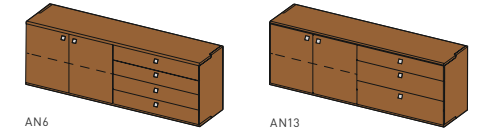


AN3

nox sideboard 3

front: solid wood; **handles:** square handle stainless steel or matt black
types of wood: alder, beech, beech heartwood, oak, wild oak, cherry, walnut, wild walnut, oak white oil, wild oak white oil wild wood version only available for fronts

w	81.2	101.2	131.2	159.3	199.3
h	71.5 87.5				
d	48.2				



AN6

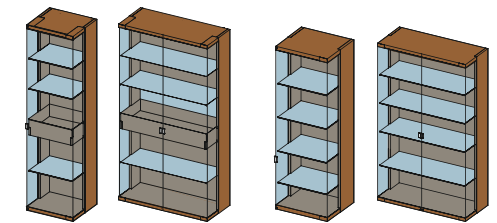
AN13

nox sideboard 6 | 13

front: solid wood; **handles:** square handle stainless steel or matt black
types of wood: alder, beech, beech heartwood, oak, wild oak, cherry, walnut, wild walnut, oak white oil, wild oak white oil wild wood version only available for fronts

w	159.3	199.3
h	71.5 87.5	
d	48.2	

nox glass cabinets



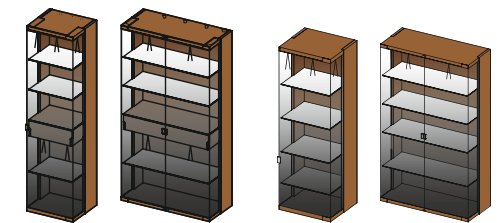
VN1

VN3

nox glass cabinet 1 | 3

front: clear glass
handles: square handle stainless steel or matt black
types of wood: alder, beech, beech heartwood, oak, cherry, walnut, oak white oil including LED shelf edge lighting wall mounting required

VN1:			VN3:		
w	50	100	w	50	100
h	190		h	160	
d	44		d	44	



VN1 PA

VN4 PA

nox glass cabinet 2 | 4

front: palladium glass; **handles:** square handle stainless steel or matt black
types of wood: alder, beech, beech heartwood, oak, cherry, walnut, oak white oil with spotlights underneath top board and below the internal drawer wall mounting required

VN1 PA:			VN4 PA:		
w	50	100	w	50	100
h	190		h	160	
d	44		d	44	



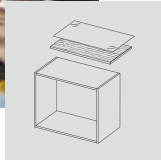
nox square handle for glass front



nox square handle for wood front

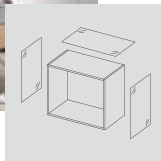
Sideboards and highboards also available in mirrored format.

cubus, cubus pure and filigno living



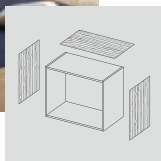
cubus

TEAM 7 signature details such as mortice-and-tenon joints in the frame and plinth, finger-jointed drawers and hand-picked solid wood fronts highlight the superb craftsmanship of the entire **cubus** range. Wooden top panels with a thickness of 25 or 39 mm accentuate the solid construction of **cubus**. A glass top can also be selected as an option.



cubus pure


The key design feature of the **cubus pure** living range is the delicate coloured glass that wraps around the fronts like a frame. The fine glass edges and recessed plinth create a light, floating appearance. The glass sides can be replaced easily, thanks to our specially developed, patented attachment adapters.



filigno

The **filigno** living range is strikingly neat and structured. Central to this design is our passionate and consistent devotion to wood as a material, and the use of our 12 mm three-layer board. With refinement, elegance and modernity, **filigno** offers scope for various design styles, from sleek and elegant to versatile and young.

top board




NEW

fronts




handles



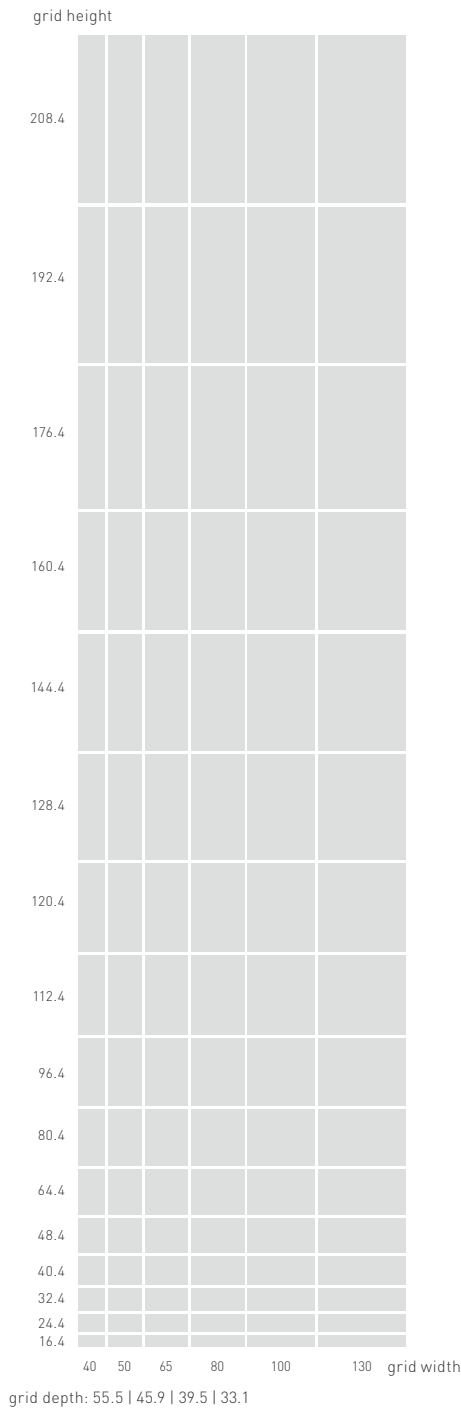

NEW

bases and wall mounts



NEW

colours for metal frame base:



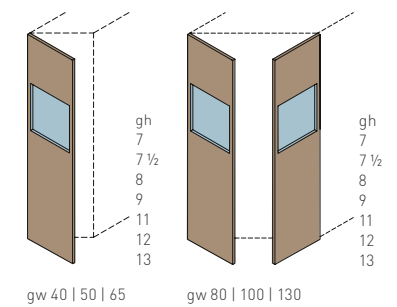
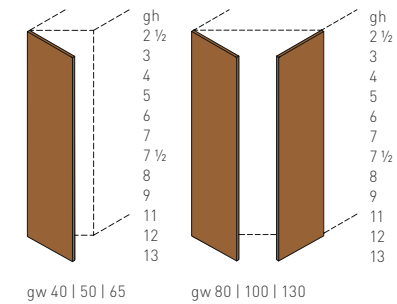
cubus, cubus pure and filigno body-system

types of wood: alder, beech, beech heartwood, oak, wild oak, venetian oak, cherry, walnut, wild walnut, oak white oil, wild oak white oil
 wild wood version only available for fronts
glass colours: see p. 2
ceramic colours: see p. 2
shelves: solid wood or glass
drawers: full extension in metal and quiet self-closing mechanism
soft-touch: for flaps, drawers and hinged doors
 Grain can run vertically or horizontally.

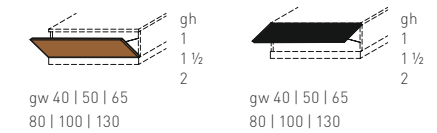
cubus, cubus pure and filigno

Units can be equipped with a free choice of various components (hinged door, drawers, flaps).

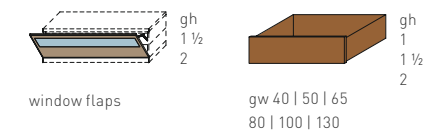
single doors/double doors/doors with viewing panel



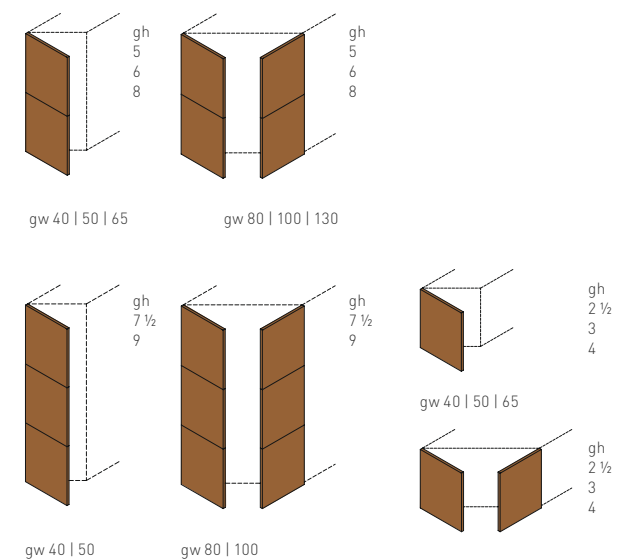
flaps



drawers



quadrat single doors/pairs of doors





filigno console

Home entertainment systems are getting ever smaller, reducing the need for the traditional storage space in wall units. The **filigno** console picks up on this trend. At just 12.4 cm in height, it is pared back to the essentials, resulting in a neat, contemporary aesthetic.

top: solid wood [1.2 cm], up to 320 cm continuous length possible

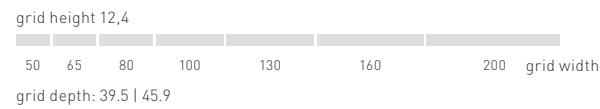
front: solid wood, coloured glass, ceramic

glass colours: see p. 2

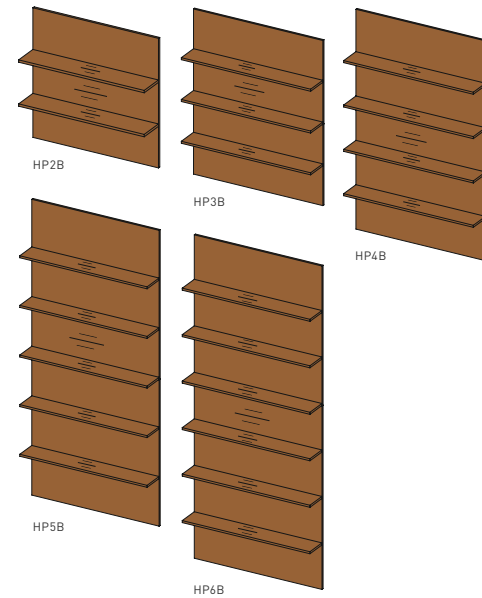
ceramic colours: see p. 2

handles: soft-touch, wooden handle (only for wood front)

types of wood: alder, beech, beech heartwood, oak, wild oak, venetian oak, cherry, walnut, wild walnut, oak white oil, wild oak white oil
wild wood version and venetian oak only available for fronts
Can only be suspended.



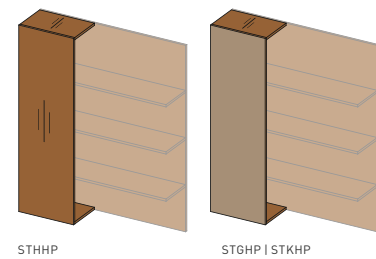
wooden panels



wooden panel with 2, 3, 4, 5 or 6 shelves

types of wood: alder, beech, beech heartwood, oak, wild oak, cherry, walnut, wild walnut, oak white oil, wild oak white oil
wild wood version only available for panel/back panel
lighting: can be provided on 1, 2, 3 and 4 sides available
for wooden panel with 4, 5 or 6 shelves: the back panel is divided for panels with a height of 129.6 cm or more
depth: 21.5 cm

HP2B:		HP3B:	
w	40 50 65 80 100 130	w	40 50 65 80 100 130
h	64.4 80.4 96.4 112.4	h	80.4 96.4 112.4 120.4 128.4 144.4
HP4B:		HP5B:	
w	40 50 65 80 100 130	w	40 50 65 80 100 130
h	112.4 120.4 128.4 144.4 160.4 176.4 192.4	h	144.4 160.4 176.4 192.4 208.4
HP6B:		HP7B:	
w	40 50 65 80 100 130	w	40 50 65 80 100 130
h	144.4 160.4 176.4 192.4 208.4	h	176.4 192.4 208.4



side section for wooden panel with shelves

front: solid wood, coloured glass or ceramic

glass colours: see p. 2

ceramic colours: see p. 2

types of wood: alder, beech, beech heartwood, oak, cherry, walnut, oak white oil

position: left, right or middle

depth: 20.3 cm

w	30 40 50
h	64.4 80.4 96.4 112.4 120.4 128.4 144.4 160.4 176.4 192.4 208.4

shelves



BOST

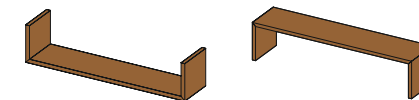
wall shelf without and with lighting

lighting: optional

types of wood: alder, beech, beech heartwood, oak, wild oak, venetian oak, cherry, walnut, wild walnut, oak white oil, wild oak white oil

thickness: 2.5 cm, 3.9 cm or 4.9 cm

w	30-80 80.1-180 180.1-250
d	18.2 21.5



UBHO

U-shelf

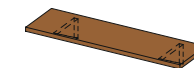
position per side: top or bottom

types of wood: alder, beech, beech heartwood, oak, cherry, walnut, oak white oil

thickness: 1.6 cm

height: 18 cm

w	40 50 65 80 100 130
d	18.2 21.5



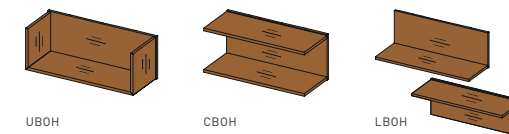
KOB

bracket shelf

types of wood: alder, beech, beech heartwood, oak, wild oak, venetian oak, cherry, walnut, wild walnut, oak white oil, wild oak white oil

thickness: 2.5 cm

w	40 50 80 100 120 130 150 160 200 240
d	29



U-shelf 1.2 cm | C-shelf 1.2 cm | L-shelf 1.2 cm

types of wood: alder, beech, beech heartwood, oak, wild oak, cherry, walnut, wild walnut, oak white oil, wild oak white oil

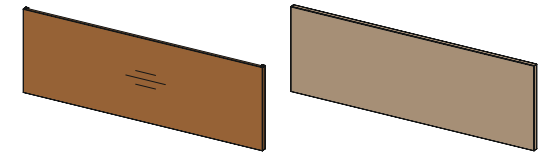
thickness: 1.2 cm

height: 24.4 cm | 32.4 cm | 40.4 cm

sides for L-shelf: top or bottom

w	65 80 100 130
d	21.5

TV panels



TVPH | TVPG

TV panel

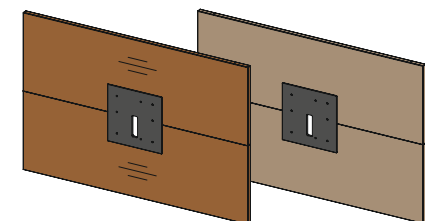
wood types: alder, beech, beech heartwood, oak, wild oak, venetian oak, cherry, walnut, wild walnut, oak white oil, wild oak white oil

wild wood version and venetian oak only available for panel/rear wall

glass colours: see p. 2

TV panels can be stacked

w	40 50 80 100 120 130 160 200 240 260
d	24,4 - 100



TVPHH | TVPGH

TV panel with TV mounting plate

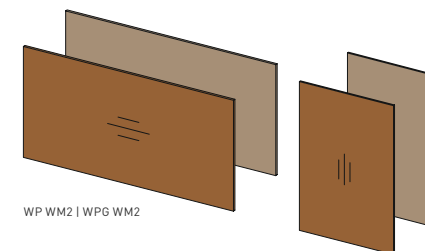
wood types: alder, beech, beech heartwood, oak, wild oak, venetian oak, cherry, walnut, wild walnut, oak white oil, wild oak white oil

wild wood version and venetian oak only available for panel/rear wall

glass colours: see p. 2

w	100 120 130 160 200 240 260
d	80 - 200

wall panels



WP WM2 | WPG WM2

WP WM2 S | WPG WM2 S

wall panel can be vertical or horizontal

wood types: alder, beech, beech heartwood, oak, wild oak, venetian oak, cherry, walnut, wild walnut, oak white oil, wild oak white oil

wild wood version and venetian oak only available for panel/rear wall

glass colours: see p. 2

dimensions: desired length and width

WP WM2:		WP WM2 S:		WPG WM2 WPG WM2 S:	
B	max. 250	B	max. 130	B	max. 100
H	max. 120	H	max. 250	H	max. 250

design elements



The design elements are open units made of pure solid wood, which integrate perfectly into the TEAM 7 element system. Whether as a free-standing or suspended solo piece, or combined with or flush-fitted in sideboards, dressers, wall units, and kitchens, the design elements offer space to present decorative accessories – similar to a display case. The display cabinet look of the design elements can be reinforced with the optional all-glass doors. These hinged doors are available in clear glass, smoked glass, satin glass or palladium. The back panel of the design elements is available in a choice of coloured glass or solid wood.

front



all-glass door

handles



flap handle stainless steel for glass front touch fitting

top board



coloured glass [0.4 cm] solid wood [3.9 cm] solid wood [2.5 cm] solid wood [1.2 cm] without top board

NEW

back panels



wood grain upright wood grain horizontal coloured glass

partition modules

At the smallest element depth (25.8 cm), partition modules and a divisions rod encased in leather can be manoeuvred freely to provide a simple structure to the interior. These partition modules can be arranged or combined in any way you wish.



leather divisions

bases and wall mounts

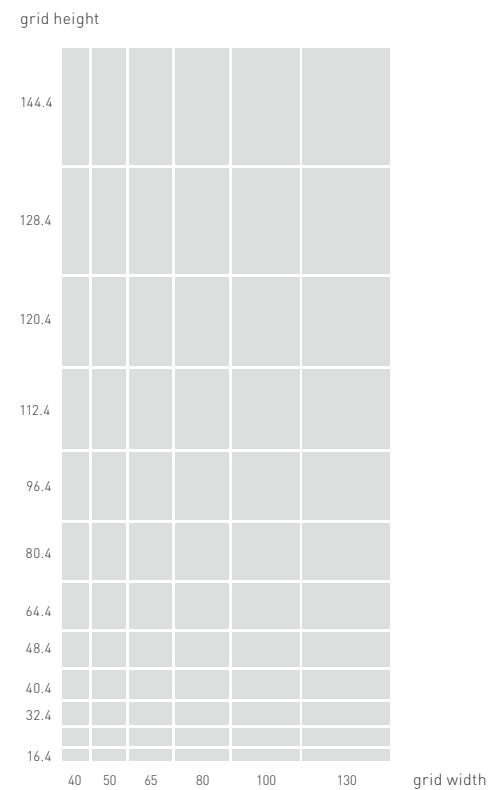


plinth h 4.6 cm recessed plinth h 4.6 cm wall mount up to grid depth 45.9 cm metal frame base h 20.5 cm



slide incl. wooden frame h 12.6 cm (gloss or matt) skid stand h 14 cm (gloss, stainless steel finish, matt bronze, matt black) wooden panel h 20 cm for grid depths 39.5 and 45.9 cm panel base h 20 cm for grid depths 39.5 and 45.9 cm

NEW



grid depth: 55.5 | 45.9 | 39.5 | 33.1 | 23.5

design elements

top board: solid wood, coloured glass or without cover panel
front: all-glass door (clear glass, smoked glass, palladium or frosted glass)
types of wood: alder, beech, beech heartwood, oak, cherry, walnut, oak white oil
shelf back board: solid wood (grain upright or horizontal), coloured glass
glass colours: see p. 2; **handles:** flap handle stainless steel, soft-touch

lighting

The design elements can be supplemented with dimmable LED lighting upon request. Here you can choose between round, adjustable spotlights and square, flush-fitting lights.

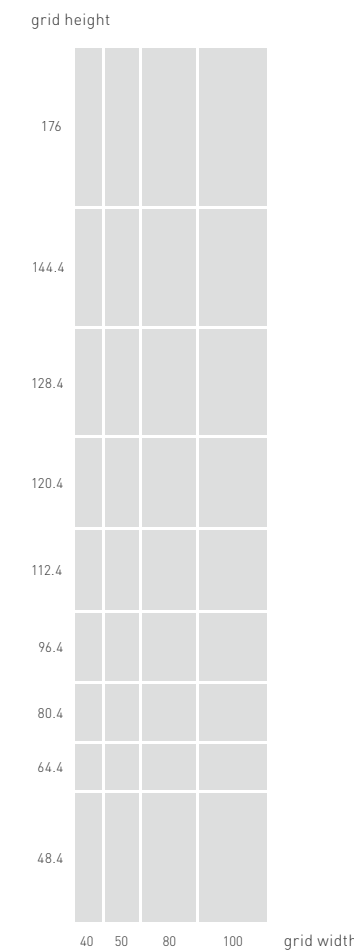


design elements with aluminium frame door

NEW



Additional planning options for design elements come in the form of black aluminium frame doors with clear glass or smoked glass. These can also be designed to go around the corner and combined with a glass side. The door hinges are sized in such a way that they are countersunk into the wooden element and concealed by the aluminium frame. This results in a very high-quality and elegant look.



grid depth: 55.5 | 45.9 | 39.5 | 33.1 | 23.5

graphic design element



The solid wood design element **graphic** can be used as a solo piece, wall unit, or as a room divider. Its fixed shelves and uprights are arranged in a visually interesting and attractively balanced layout, allowing a wide range of options for use. **graphic** is available in two widths, with wood or glass back panels or with no back panels at all. The interior partitioning is fixed in at the factory, and is available in either left- or right-handed versions.



graphic design element

wood types: alder, beech, beech heartwood, oak, cherry, walnut, oak white oil
back panel: solid wood (vertical or horizontal grain pattern), coloured glass room divider element without back panel
glass colours: see p. 2
base/mount: recessed plinth, hanging fixtures must be fixed to the wall or floor

cubus, cubus pure and filigno home entertainment

acoustics
The basis for optimal acoustics is a cabinet made from pure natural wood.

loudspeaker
Special interior partitioning offers sufficient space for all standard loudspeaker systems or centre speakers.

cable pull flap fitting
The special pull-out fittings have a slender, elegant appearance and ensure smooth closure of the flaps. When opened, the flaps are flush with the unit base.

cable management solution
The cable management system allows for well organised electric wiring hidden from sight. Access from above and a neat cable cut outs make it easy to navigate wires between units. Available in wood or glass.

room divider: optimum TV connection through rotatable support pillar
The optional TV pillar in glossy chrome or metal colours with an integrated cable duct is height-adjustable and rotates virtually 360°.



intelligent air inlet and outlet for appliance recess

A clever ventilation system prevents the equipment from overheating. An optional extra is the built-in electric fan, controlled via temperature sensors.

cubus, cubus pure and filigno home entertainment

types of wood: alder, beech, beech heartwood, oak, wild oak, venetian oak, cherry, walnut, wild walnut, oak white oil
wild wood version and venetian oak only available for fronts
glass colours: see p. 2
shelves: solid wood or glass
drawers: full extension in metal and quiet self-closing mechanism
soft-touch: for flaps and drawers
media drawer: solid wood or coloured glass
optional TV pillar in glossy chrome or metal colours
metal colours: see p. 2
fan and cutout for docking station possible



home entertainment with subwoofer | subwoofer cube

The subwoofer element is an elegant solution for storing subwoofers that would otherwise be freestanding within the room. The element is constructed in such a way that the subwoofer stands directly on the floor. This eliminates disruptive vibrations. The element can be integrated in a row of units or used as a free-standing piece.

fronts

solid wood | coloured glass to wooden frame | ceramic | loudspeaker fabric on frame

loudspeaker fabrics

AZ anthracite | LG light grey | SW black

handles

flap handle wood for wood front | flap handle stainless steel for wood front | flap handle stainless steel for glass front | soft-touch | wooden handle for wood front | dot knob handle **NEW**

bases and wall mounts

recessed plinth h 4.6 cm | wall mount up to grid depth 45.9 cm | metal frame base h 20.5 cm | panel base h 20 cm for grid depths 39.5 and 45.9 cm **NEW**

opening options cubus, cubus pure and filigno home entertainment

Units can be equipped with a free choice of various components (drawers, flaps).

flaps gw 50 | 65 | 80 | 100 | 130
gh 1, 1 1/2, 2

drawers gw 50 | 65 | 80 | 100 | 130
gh 1, 1 1/2, 2

media drawer gw 80 | 100 | 130
gh 1

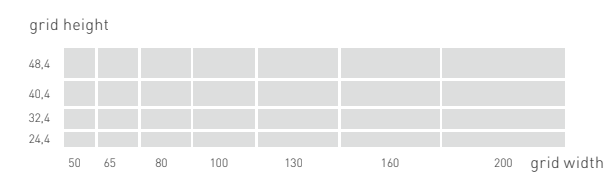
window flaps gw 50 | 65 | 80 | 100 | 130
gh 1, 1 1/2, 2

top boards

cubus solid wood (2.5 cm) | solid wood (3.9 cm) | coloured glass (0.4 cm) **NEW**

cubus pure coloured glass (0.4 cm)

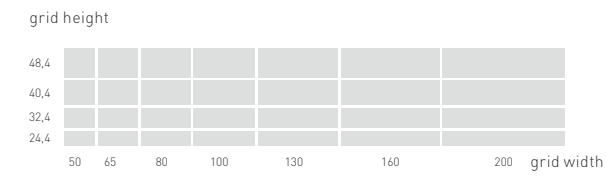
filigno solid wood (1.2 cm)



cubus, cubus pure and filigno room divider

If the home entertainment range is to be used as a room divider, it can be fitted with a matching visible rear panel.

rear panel: solid wood, coloured glass, ceramic
bases: recessed plinth or plinth pedestal



filigno home entertainment console

Home entertainment systems are getting ever smaller, reducing the need for the traditional storage space in wall units. The **filigno** console picks up on this trend. At just 12.4 cm in height, it is pared back to the essentials, resulting in a neat, contemporary aesthetic.

top: solid wood (1.2 cm), up to 320 cm continuous length possible
front: solid wood, coloured glass, ceramic, loudspeaker fabric on frame
types of wood: alder, beech, beech heartwood, oak, wild oak, venetian oak, cherry, walnut, wild walnut, oak white oil, wild oak white oil
wild wood version and venetian oak only available for fronts
glass colours: see p. 2
ceramic colours: see p. 2
handles: soft-touch, wooden handle (only for wood front)
can only be suspended
optional TV pillar in glossy chrome or matt black
fan and cutout for docking station possible

grid height 12,4
grid width 50 | 65 | 80 | 100 | 130 | 160 | 200
grid depth: 39.5 | 45.9

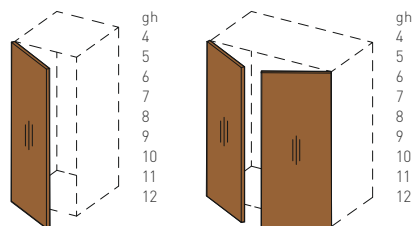
cubus shelf system



design options


The **cubus** shelving system is a classic bookcase system available in many different sizes as well as combinations. A large range of fronts including hinged doors, sliding doors, drawers and flaps allow you to create a unique look. Wooden or glass shelves, movable LED spotlights, rear panels and much more are also available. Sliding display cabinets in front of the unit provide storage space for CDs, DVDs or books. The space behind can be used as a conventional bookshelf, a TV-niche or a home bar for example. Sides made from particularly stable triple-layer panels and solid wood shelves make the **cubus** shelving system very stable, and ensure a high load-bearing capacity for the construction shelves.

single doors/pairs of doors



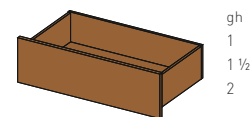
gw 35 | 40 | 45 | 50 | 65 | 70 | 80 | 90 | 100

rear walls



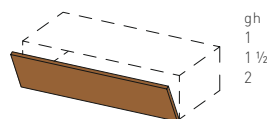
gw 35-130

drawers



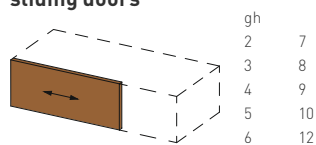
gw 35 | 40 | 45 | 50 | 65 | 75 | 80 | 95 | 100 | 125 | 130

flaps



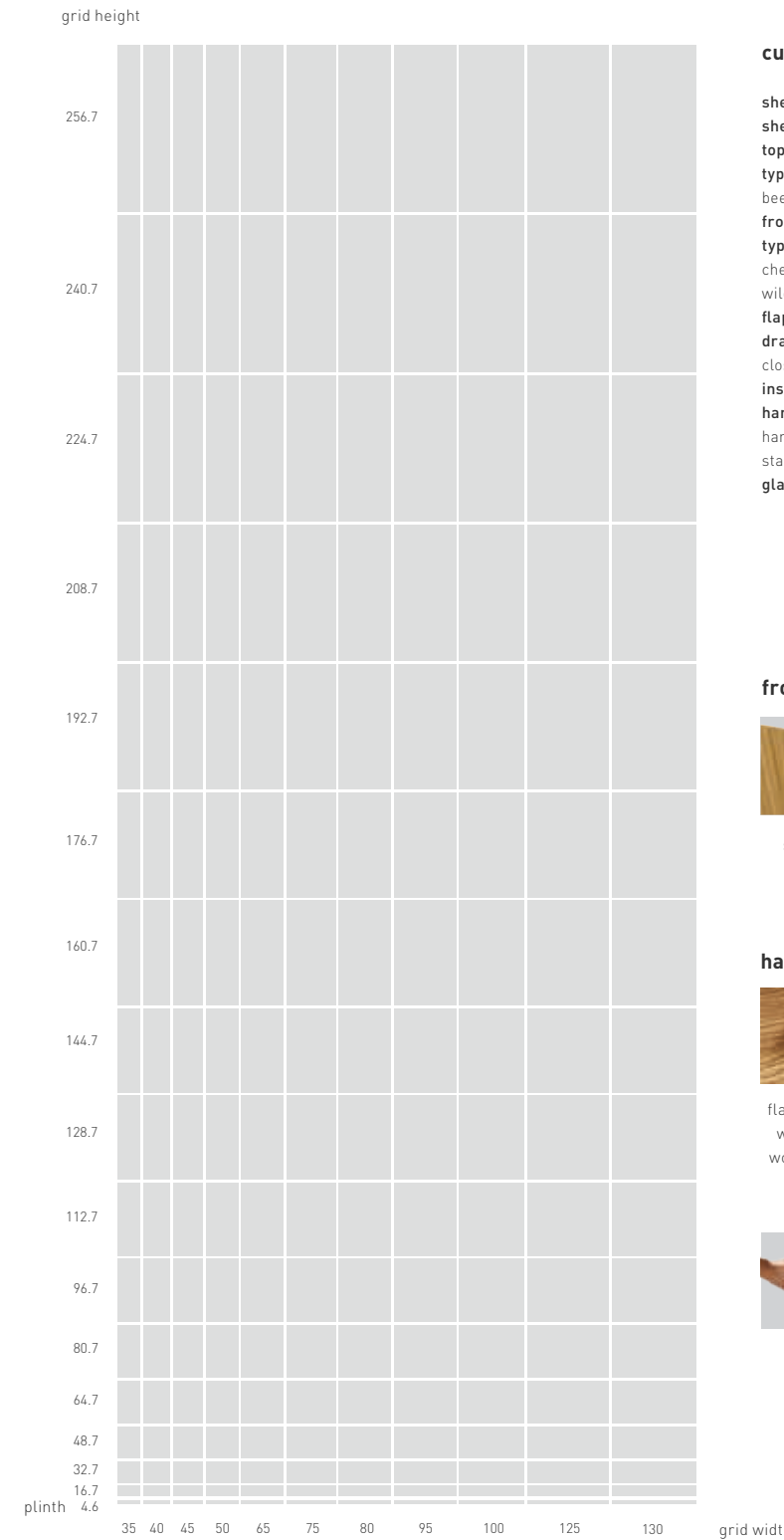
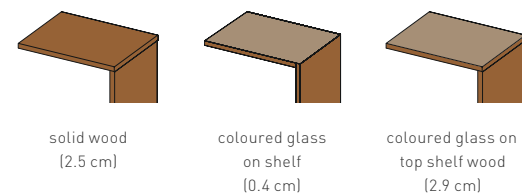
gw 35 | 40 | 45 | 50 | 65 | 75 | 80 | 95 | 100 | 125 | 130

sliding doors



gw 45 | 50 | 65 | 75 | 80 | 95 | 100 | 125 | 130 | 160 | 200

top boards



cubus shelf system

- shelf sides:** solid wood
- shelves:** solid wood or coloured glass
- top board:** solid wood or coloured glass
- types of wood for sides/shelves/top boards:** alder, beech, beech heartwood, oak, cherry, walnut, oak white oil
- front:** solid wood, frame, coloured glass, all-glass
- types of wood front:** alder, beech, beech heartwood, oak, wild oak, cherry, walnut, wild walnut, oak white oil, wild oak white oil
- wild wood version only available for fronts
- flaps:** with cable control mount
- drawers:** full extension in metal and quiet self closing mechanism (from a depth of 28.4)
- inside shelves:** solid wood/glass
- handles:** flap handle wood (only for wood front), flap handle stainless steel for wood front or for glass front, stainless steel knob (only for wood front), soft-touch
- glass colours:** see p. 2

fronts




solid wood coloured glass/glass to wooden frame frame with insert glass panel

handles




flap handle wood for wood front flap handle stainless steel for wood front flap handle stainless steel for glass front



touch fitting stainless steel knob for wood

hood/hood+ coat stand



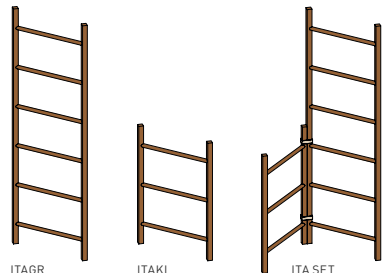
DKSRV DKSLV

hood coat stand
hood+ coat stand

types of wood: beech, oak, walnut, oak white oil

w	58	w	110	130
h	173.4	h	173.2	
d	58	d	58	

italic garment ladder



ITAGR ITAKL ITA SET

italic garment ladder large | small | set of 2

types of wood: beech heartwood, oak, walnut
leather strap as joint for a two piece set
lean ladder against the wall; tilt protection with leather belts required

ITAGR:	ITAKL:	ITA SET:
w 70	w 70	w 70 70
h 210	h 105	h 105 210
d 4.5	d 4.5	d 4.5

clothes hanger



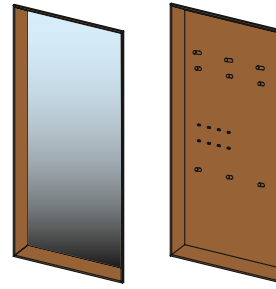
DKBG

clothes hanger

set [3- or 7-part]
types of wood: beech, oak, walnut, oak white oil

w	44.2
h	19.3
d	1.1

haiku wall panels



HSP HGP

haiku mirror panel with frame
haiku coat back panel with frame

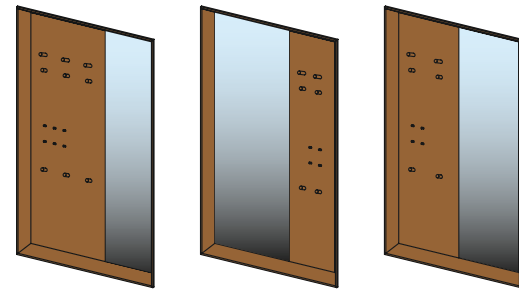
types of wood: alder, beech, beech heartwood, oak, wild oak, cherry, walnut, wild walnut, oak white oil, wild oak white oil
frame not available in the wild wood types

HSP version: hanging, upright, reclined

HGP version: hanging, upright

optional lighting for hanging and upright versions
wall fixing required

w	54	64	79	94	114	134
h	206.4					
d	12.3					



HKPSH HKPHS HKPSY

haiku combination panel with frame

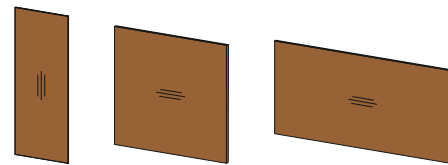
types of wood: alder, beech, beech heartwood, oak, wild oak, cherry, walnut, wild walnut, oak white oil, wild oak white oil
frame not available in the wild wood types

version: hanging, upright

optional lighting
wall fixing required

HKPSH HKPHS:	HKPSY:
w 104 119 134 144	w 94 114 144
h 206.4	h 206.4
d 12.3	d 12.3

entry halls

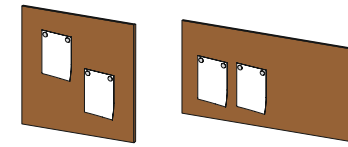


CWP CWPQ CWPW

cubus wall panel without hooks

types of wood: alder, beech, beech heartwood, oak, wild oak, venetian oak, cherry, walnut, wild walnut, oak white oil, wild oak white oil

CWP:	CWPQ:	CWPW:
w 40 50 80 100	w 80 100	w ww
h 210.9 wl	h 80 100	h 50 80 100

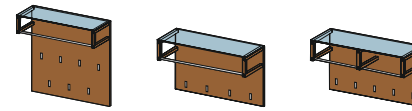


MW

cubus magnet board wood

types of wood: alder, beech, beech heartwood, oak, cherry, walnut, oak white oil

w	60	80	100	120	ww
h	100 wl				



CWP1 | 2 | 3

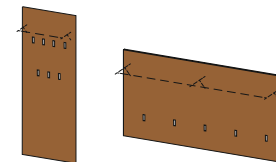
cubus wall panel with clothes rail

top board: clear glass 0.6 cm

hook: flip hook stainless steel

types of wood: alder, beech, beech heartwood, oak, wild oak, cherry, walnut, wild walnut, oak white oil, wild oak white oil

1:	2:	3:
w 50 80 100	w 50 80 100	w 130 160
h 80 80 100	h 50 50 50	h 50 50
d 29.2	d 29.2	d 29.2



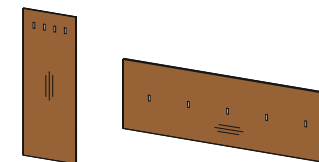
CWP K CWPW K

cubus wall panel for clothes rail

hook: flip hook stainless steel

types of wood: alder, beech, beech heartwood, oak, wild oak, cherry, walnut, wild walnut, oak white oil, wild oak white oil

CWP K:	CWPW K:
w 50 80 100	w 80 100 130 160
h 210.9 wl	h 80 100



CWP1 CWPW1

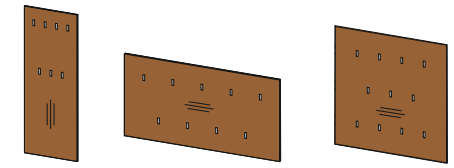
cubus wall panel with 1 row of hooks

hook: flip hook stainless steel

types of wood: alder, beech, beech heartwood, oak, wild oak, cherry, walnut, wild walnut, oak white oil, wild oak white oil

CWP1:	CWPW1:
w 40 50 80 100	w 130 160
h 210.9 wl	h 50

wl wish length | ww wish width




CWP2 CWPW2 CWPQ3

cubus wall panel with 2 rows of hooks
cubus wall panel with 3 rows of hooks

hooks: stainless steel flip hook

wood types: alder, beech, beech heartwood, oak, wild oak, cherry, walnut, wild walnut, oak white oil, wild oak white oil

CWP2:	CWPW2:	CWPQ2:
w 40 50 80 100	w 130 160	w 80 100
h 210.9 wl	h 80 100	h 80 100

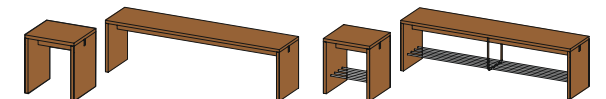


VG1934 VG1934 S

cubus concealed coat rack
cubus concealed coat rack with mirror

types of wood: alder, beech, beech heartwood, oak, cherry, walnut, oak white oil

w	35.8
h	192.4
d	44



SB SB SA

cubus hall bench
cubus hall bench with shoe rack

types of wood: alder, beech, beech heartwood, oak, cherry, walnut, oak white oil

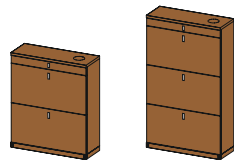
w	40	50	80	100	130	150	160	175	200
h	45								
d	35.6								



cubus console with 1 drawer
cubus console with 2 drawers

front: solid wood or coloured glass
glass colours: see p. 2
key recess: without, left, right or both sides
handles: flap handle wood and stainless steel knob (only for wood front), flap handle stainless steel, soft-touch
types of wood: alder, beech, beech heartwood, oak, wild oak, cherry, walnut, wild walnut, oak white oil, wild oak white oil
wild wood version only available for fronts

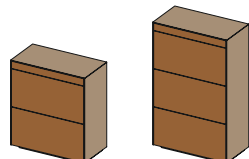
KCTK 1L:				KCTK 2L:			
w	50.1	80.1	100.1	w	160.1	200.1	
h	13.6			h	13.6		
d	29.2			d	29.2		



cubus flap-door shoe chest

front: solid wood or coloured glass
glass colours: see p. 2
key recess: without, left, right or both sides
bases: with plinth (4.6 cm) or wall mount
handles: flap handle wood and stainless steel knob (only for wood front), flap handle stainless steel, soft-touch
types of wood: alder, beech, beech heartwood, oak, wild oak, cherry, walnut, wild walnut, oak white oil, wild oak white oil
wild wood version only available for fronts
optional charging station Qi
wall mounting required

w	50.1 80.1 100.1
h	97.4 137.4
d	29.2



cubus pure flap-door shoe chest

front: solid wood or coloured glass
glass colours: see p. 2
bases: recessed plinth or wall mount
handles: flap handle wood (only for wood front), flap handle stainless steel, soft-touch
types of wood: alder, beech, beech heartwood, oak, wild oak, cherry, walnut, wild walnut, oak white oil, wild oak white oil
wild wood version only available for fronts
optional charging station Qi
wall mounting required

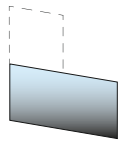
w	51.2 81.2 101.2
h	95.3 135.3
d	29



wall mirror without frame, round

with or without lighting, incl. suspension rails

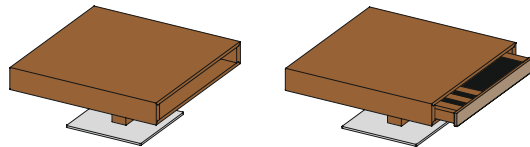
w	40	60	80
h	40	60	80



wall mirror without frame

square or rectangular per m²
16 mm carrier frame with 4 mm glass (glued), incl. suspension rails
edging in same type of wood as product
length max. 240 cm, width max. 100 cm

lift coffee tables



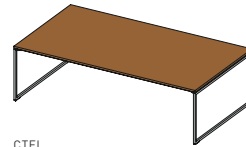
lift coffee table with drawer on one side
lift coffee table with drawer on one side, electric

CTLIO | CTLIG: can be adjusted to any height from 39.5–75.5 cm
CTLIO E | CTLIG E (electric): can be adjusted to any height from 39.7–79.7 cm
table top: solid wood, applied coloured glass top or ceramic top
drawer: front solid wood, front coloured glass or front ceramic
incl. drawer divider with anti-slip mat
glass colours: see p. 2
ceramic colours: see p. 2
types of wood: alder, beech, beech heartwood, oak, wild oak, cherry, walnut, wild walnut, oak white oil, wild oak white oil
base plate: glossy chrome-plated steel, stainless steel finish, matt black, 46 x 46 cm

CTLIO:							
l	70	80	90	90	100	110	
w	70	80	90	60	60	60	

CTLIO E (electric):							
l	80	90	100	100	110	120	
w	80	90	100	60	60	70	


filigno coffee tables



filigno coffee table

table top: solid wood, glass, ceramic
glass colours: see p. 2
ceramic colours: see p. 2
types of wood: alder, beech, beech heartwood, oak, wild oak, cherry, walnut, wild walnut, oak white oil, wild oak white oil
base: metal frame base
metal colours: see p. 22

CTFI:						
l	65	80	90	100	120	
w	65	80	90	65	65	
h	34.5					



filigno coffee table with step function

table top: solid wood, glass, ceramic
glass colours: see p. 2
ceramic colours: see p. 2
types of wood: alder, beech, beech heartwood, oak, wild oak, cherry, walnut, wild walnut, oak white oil, wild oak white oil
base: metal frame base
metal colours: see p. 22

CTFIF:				
l	80	90	100	120
w	80	90	65	65
h	47 - 64			

ur coffee tables

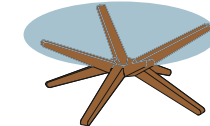


ur coffee table, round
ur coffee table, free form

table top: solid wood
types of wood: wild oak, wild walnut, wild oak white oil

CTUR:			CTUR F:		
l	80	100	l	97.5	
w	80	100	w	69.6	
h	29.4 34.3		h	29.4 34.3	

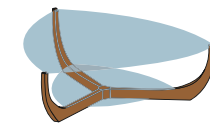
stern coffee table



stern coffee table

table top: clear glass, faceted underneath
types of wood: alder, beech, beech heartwood, oak, cherry, walnut, oak white oil

l	105
w	105
h	39.5

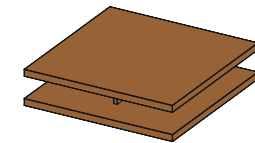


juwel coffee table triangular

table top: clear glass, faceted on top
additional shelf: clear glass
types of wood: alder, beech, beech heartwood, oak, cherry, walnut, oak white oil

l	100
w	100
h	31.5

c3 coffee table

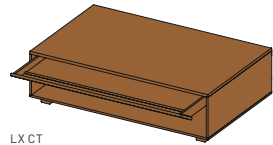


c3 coffee table

table top: solid wood
types of wood: alder, beech, beech heartwood, oak, wild oak, cherry, walnut, wild walnut, oak white oil, wild oak white oil
bases: slide wood (total height 28 cm) or with casters (total height 27.8 cm)

l	60	70	80	90	100	110	120	130	120	140
w	60	70	80	90	100	110	120	130	60	70

lux Couchtisch



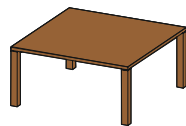
LX CT

lux coffee table with drawer

table top: solid wood, laid-on coloured glass top or ceramic plate
glass colours: see p. 2
ceramic colours: see p. 2
types of wood: alder, beech, beech heartwood, oak, wild oak, cherry, walnut, wild walnut, oak white oil, wild oak white oil
 wild wood version only available on table top
plinth finish: with legs or casters

l	62	100.1
w	62	62
h	23.9 32	

cubus coffee table



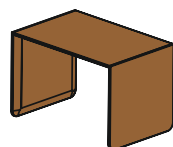
CT CU

cubus coffee table

table top: solid wood or laid-on coloured glass top
additional shelf: solid wood or clear glass
glass colours: see p. 2
types of wood: alder, beech, beech heartwood, oak, wild oak, cherry, walnut, wild walnut, oak white oil, wild oak white oil
 wild wood version only available on table top
metal elements: glossy

l	60	70	80	90	100	120	140
w	60	70	80	90	100	60	70
h	31.5 39.5 47.5						

clip side table




BT CLIP

table top: solid wood
types of wood: beech heartwood, wild oak, walnut
 can be used upright and lying down

l	60.5
w	40
h	40

sidekick side table



BT SIDE

table top: solid wood
types of wood: alder, beech, beech heartwood, oak, wild oak, cherry, walnut, wild walnut, oak white oil, wild oak white oil
 can be used upright and lying down

l	76.6
w	38
h	37.6

hi! side tables



BT HI H5

BT HI KL5

table top: solid wood or clear glass
types of wood: oak, walnut, oak white oil

h	50
Ø	39

reading light* for hi! side table



BT HI LELEU

h	100
w	35

shoehorn

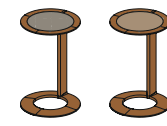


DSLH

types of wood: oak, walnut, oak white oil

w	5
h	50
d	0,6

loup side tables



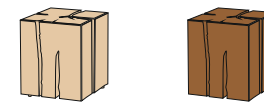
BT LOUP H

BT LOUP G

inserts: leather or coloured glass
leather colours: L1 see p. 3
glass colours: see p. 2
types of wood: beech heartwood, oak, walnut, oak white oil

h	55	69
Ø	45	

natural wood blocks



NHB EI-N A | NHB EI-W A

NKN NHB A

types of wood: oak, oak white oil, smoked oak

w	35
h	42
d	35

pisa desk NEW

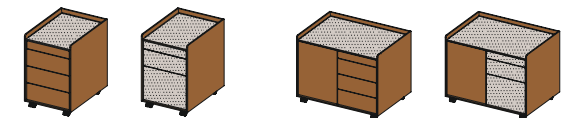


PST

pisa desk pisa desk with top unit

types of wood: alder, beech, beech heartwood, oak, wild oak, cherry, walnut, wild walnut, oak white oil, wild oak white oil
 wild wood version only available on table top
features (optional): drawer, media flip top, cable outlet, cable conduit, lighting (only for pisa with add-on)
upholstery add-on: leather or fabric
leather colours: L1 and L7, see p. 3
fabric colours: see p. 3
position of features: left, right or in the centre
 can be electrically adjusted to any height from 67-115 cm

l	120	140	160	180	200
w	80				



PC 436

PC 826

pisa desk pedestal NEW

with 3 drawers or with 1 regular and large drawer
front: solid wood, solid wood/leather
handle: soft-touch
types of wood: alder, beech, beech heartwood, oak, wild oak, venetian oak, cherry, walnut, wild walnut, oak white oil, wild oak white oil
 wild wood types and venetian oak only applicable on front
leather colours: L1 and L7, see p. 3
optional: lockable drawer

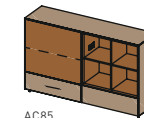
PC 436:

w	43
h	64.2
d	58.5

PC 826:

w	82.8
h	64.2
d	58.5

cubus pure sideboard NEW



AC85

cubus pure sideboard 85

front: solid wood/coloured glass
glass colours: see p. 2
handles: stainless steel flap handle, soft-touch opening
types of wood outside: alder, beech, beech heartwood, oak, wild oak, venetian oak, cherry, walnut, wild walnut, oak white oil, wild oak white oil
 wild wood types and venetian oak only applicable on front
types of wood inside: beech
features: power socket with USB
base: recessed plinth
 wall mounting required

w	161.2	201.2
h	101.4	
d	41.9 48.3	

*reading light plug type C | not available in the USA, Canada and China

sol solo piece




SOLHS

sol hanging with supporting legs

cover writing surface: leather
leather colours: L1 or L7 see p. 3
types of wood: alder, beech, beech heartwood, oak, cherry, walnut, oak white oil with or without wall panel connection
equipment (optional): wooden box, socket with USB, charging station Qi, cable outlet, cable conduit
position of equipment: left or right
maximum load: 20 kg on the pulled-out board
 wall mounting required

l	80	100	120
w	48		
h	76		



SOLFO

SOLFA

sol stand alone sol stand alone with top unit

cover writing surface: leather
back top: leather
leather colours: L1 or L7 see p. 3
types of wood: alder, beech, beech heartwood, oak, cherry, walnut, oak white oil
equipment (optional): wooden box, socket with USB, charging station Qi, cable outlet, cable conduit, light (only for sol with top unit)
position of equipment: left or right
maximum load: 20 kg on the pulled-out board


SOLFO:

l	80	100	120
w	60		
h	76		

SOLFA:

l	80	100	120
w	60		
h	90		

filigno writing desk



FSEKRS

FSEKM

filigno writing desk

front: solid wood, coloured glass or ceramic
glass colours: see p. 2; **ceramic colours:** see p. 2
handles: soft-touch, wooden handle (only for wood front)
types of wood outside: alder, beech, beech heartwood, oak, wild oak, venetian oak, cherry, walnut, wild walnut, oak white oil, wild oak white oil
 wild wood version and venetian oak only available for fronts
base: recessed plinth or metal frame base (**metal colours:** see p. 22)
top board: extendable as writing surface
features: triple power socket, power socket with 2 USB ports, cable feed-through, secret compartment with utensils lid
position of equipment: left or right
maximum load: 20 kg on the pulled-out board; wall mounting required

l	82.8	102.8	122.8
w	75		
h	48.2		

cubus writing desk



CSEK T

CSEK 100HQ

CSEK 100GQ

cubus writing desk with double doors cubus quadrat writing desk 100


front: solid wood or coloured glass
glass colours: see p. 2
handles: wooden flap handle and stainless steel knob (for wooden front only), stainless steel flap handle, soft-touch
types of wood: alder, beech, beech heartwood, oak, wild oak, cherry, walnut, wild walnut, oak white oil, wild oak white oil
 wild wood version only available for fronts

CSEK T:

w	80	100
h	74.1	
d	48.4	

CSEK 100:

w	100
h	74.1
d	48.4



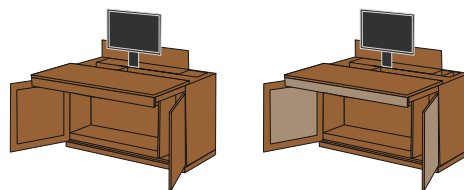
CSEK 120HQ

CSEK 120GQ

cubus quadrat writing desk 120

front: solid wood or coloured glass
glass colours: see p. 2
handles: flap handle wood and stainless steel knob (only for wood front), flap handle stainless steel, soft-touch
types of wood: alder, beech, beech heartwood, oak, wild oak, cherry, walnut, wild walnut, oak white oil, wild oak white oil
 wild wood version only available for fronts

w	120
h	74.1
d	48.4



CSEK12 HQ

CSEK12 GQ

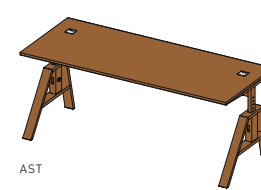
cubus writing desk PC

front: solid wood or coloured glass
glass colours: see p. 2
handles: flap handle wood and stainless steel knob (only for wood front), flap handle stainless steel, soft-touch
types of wood: alder, beech, beech heartwood, oak, wild oak, cherry, walnut, wild walnut, oak white oil, wild oak white oil
 wild wood version only available for fronts
max. screen size: 30"

w	120
h	74.1
d	58

w width | h height | l length | d depth

atelier desk



AST

atelier desk

cable outlet metal: without, left, right or on both sides
types of wood: alder, beech, beech heartwood, oak, wild oak, cherry, walnut, wild walnut, oak white oil, wild oak white oil
 height adjustable from 68–81 cm, in increments of 3.2 cm
 wild wood version only available for table top

l	120	140	160	180	200
w	80				

lui office swivel chair **NEW**



LSB

LPB

GLB

lui, lui plus, grand lui office swivel chair

upholstery: leather, fabric or leather/fabric; colour combinations possible
leather colours: L1 and L7, see p. 3
fabric colours: see p. 3
frame: matt black
chair weight: 12.5 kg | 14 kg | 15.2 kg
seat height: 45–56 cm

lui:	lui plus:	grand lui:
w 63	w 63	w 63
h 85	h 85	h 85
d 63	d 63	d 63

girado swivel chair



GFK PH R

GFK PO R

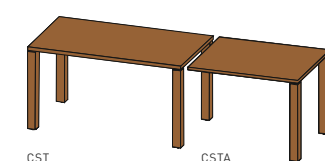
girado swivel chair with wood or leather backrest

cover: leather
leather colours: L1 and L7 see p. 3
types of wood: alder, beech, beech heartwood, oak, cherry, walnut, oak white oil
frame: aluminium gloss
dimensions: with wood backrest 81–94 × 52.5 × 57 cm (h × w × d); with leather backrest 81–94 × 53 × 59 cm (h × w × d)
weight of chair: approx. 11 kg
seat height: 44–57 cm

all measurements in cm | approx. measurements

No responsibility accepted for changes, errors, misprints and typographic errors.

cubus desk



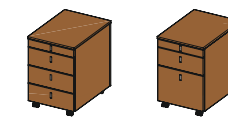
CST

CSTA

cubus add-on desk

cable outlet metal: without, left, right or on both sides
metal elements: glossy
types of wood: alder, beech, beech heartwood, oak, wild oak, cherry, walnut, wild walnut, oak white oil, wild oak white oil

l	80	120	140	160	180	200
w	60 80					
h	75					



C545 L


C545 G

cubus desk pedestal

with 3 drawers or with 1 large drawer
front: solid wood
handles: flap handle wood and stainless steel knob (only for wood front), flap handle stainless steel
types of wood: alder, beech, beech heartwood, oak, wild oak, cherry, walnut, wild walnut, oak white oil, wild oak white oil
 wild wood version only available for fronts

w	43
h	61.8
d	58

forest edge



WV WK A

WV WK E A

forest edge wall panelling or corner panelling

type of wood: walnut
 including assembly spring and claws

WV WK A:	WV WK E A:
l 115	l 32 × 12
w 10	w 10
d 1.5–5	d 1.5–5



You can find all the essential information relating to the typical material properties of TEAM 7 solid wood furniture in our service and quality card at www.team7-home.com/service-quality-certificate



TEAM 7 Natürlich Wohnen GmbH

phone +43 7752 977-700 | e-mail info@team7.at | www.team7-home.com

A-4910 Ried/Innkreis | Braunauer Straße 26

TEAM 7