

# TYPE OVERVIEW 2022/23



*sleeping*

TEAM 7


### types of wood

Unless stated otherwise, all wooden surfaces are finished with natural oil.



### coloured glass

glossy or matt | glass surfaces in a colour of your choice (see available colours on NCS colour charts, surcharge applies)




#### colour patterns

Wood is one of the most noble, beautiful and versatile natural products we have. Every piece of wood is unique. Differences in colour are a result of the wood's structure and place of origin. Similarly, the age of the piece of furniture will determine its colour, as natural factors in your home's environment (e.g. sunlight) can change the surface colour. When your order specifies a particular colour, we do our best to match it. But minor variations in wood, glass, fabric or leather are inevitable. An exact colour match will never be possible.


\*wild wood versions only available on fronts

\*\*swiss pine only available for selected items; finished with natural oil on request

### fabric colours



### leather colours

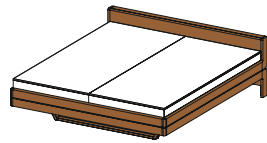


#### yarn colour

two-tone leather: corresponds to darker tone; two-tone fabric or leather/fabric combination: corresponds to leather or fabric with the darker tone

\*\*\*fabric Maple not available in USA, China, Hong Kong and Singapore

## float beds



BFLO BA

## float bed base

**types of wood:** alder, beech, beech heartwood, oak, cherry, walnut, oak white oil

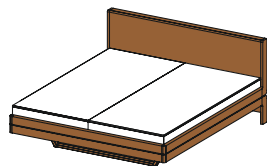
## dimensions of lying surface:

h	normal 39.5   comfort 47.5			
w	140	160	180	200
l	190	200	210	220

All indicated widths and lengths can be combined.

**total width** = width of lying surface + 5 cm

**total length** = length of lying surface + 11.1 cm



BFLO H0

## float bed wooden headboard

**types of wood:** alder, beech, beech heartwood, oak, cherry, walnut, oak white oil

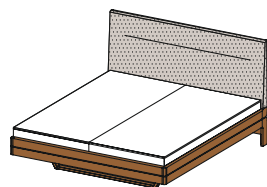
## dimensions of lying surface:

h	normal 39.5   comfort 47.5			
w	140	160	180	200
l	190	200	210	220

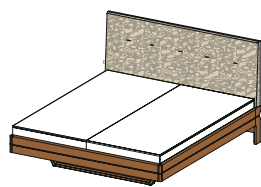
All indicated widths and lengths can be combined.

**total width** = width of lying surface + 5 cm

**total length** = length of lying surface + 11.1 cm



BFLHS P0



BFLHL P0

## float bed fabric headboard or leather headboard

**fabric colours:** see p. 3

**leather colours:** L1 and L7 see p. 3

**types of wood:** alder, beech, beech heartwood, oak, cherry, walnut, oak white oil

## dimensions of lying surface:

h	normal 39.5   comfort 47.5			
w	140	160	180	200
l	190	200	210	220

All indicated widths and lengths can be combined.

**total width** = width of lying surface + 5 cm

**total length** = length of lying surface + 11.1 cm

**inlay depth** = 15 cm



normal height  
39.5 cm




comfort height  
47.5 cm

## float bedside cabinets



NKF 1LS



NKF 1GLS

## float bedside cabinet, floating

1 drawer or 1 big drawer

**top board:** solid wood or coloured glass

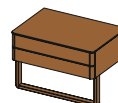
**glass colours:** see p. 2

**types of wood:** alder, beech, beech heartwood, oak, cherry, walnut, oak white oil  
wall mounting required

w	45	60
h	9.7	19.1
d	35.6	



NKF 1LK



NKF 1GL K

## float bedside cabinet with slide

1 drawer or 1 big drawer

**top board:** solid wood or coloured glass

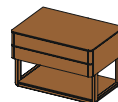
**glass colours:** see p. 2

**types of wood:** alder, beech, beech heartwood, oak, cherry, walnut, oak white oil  
wall mounting required

w	45	60	
h	40.6	48.6	64.5
d	42		



NKF 1L2K



NKF 1GL2K

## float bedside cabinet with 2 slides

1 drawer or 1 big drawer

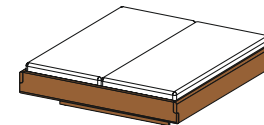
**top board:** solid wood or coloured glass

**glass colours:** see p. 2

**types of wood:** alder, beech, beech heartwood, oak, cherry, walnut, oak white oil  
wall mounting required

w	45	60	
h	40.6	48.6	64.5
d	42		

## nox\* beds



BNOX BA\*

## nox\* bed base

**types of wood:** alder, beech, beech heartwood, oak, wild oak, cherry, walnut, wild walnut, oak white oil, wild oak white oil, swiss pine

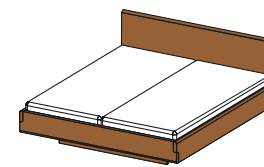
## dimensions of lying surface:

h	normal 39.5   comfort 47.5			
w	140	160	180	200
l	190	200	210	220

All indicated widths and lengths can be combined.

**total width** = width of lying surface + 7.8 cm

**total length** = length of lying surface + 7.8 cm



BNOX H\*

## nox\* bed wooden headboard

**types of wood:** alder, beech, beech heartwood, oak, wild oak, cherry, walnut, wild walnut, oak white oil, wild oak white oil, swiss pine

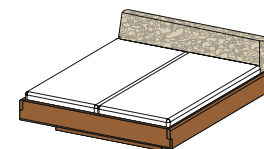
## dimensions of lying surface:

h	normal 39.5   comfort 47.5			
w	140	160	180	200
l	190	200	210	220

All indicated widths and lengths can be combined.

**total width** = width of lying surface + 7.8 cm

**total length** = length of lying surface + 7.8 cm



BNOX P\*

## nox\* bed upholstered headboard

**leather colours:** L1 and L7 see p. 3

**types of wood:** alder, beech, beech heartwood, oak, wild oak, cherry, walnut, wild walnut, oak white oil, wild oak white oil, swiss pine

## dimensions of lying surface:

h	normal 39.5   comfort 47.5			
w	140	160	180	200
l	190	200	210	220

All indicated widths and lengths can be combined.

**total width** = width of lying surface + 7.8 cm

**total length** = length of lying surface + 30.8 cm

**inlay depth** = 16.5 or 20 cm



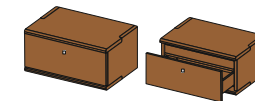
normal height  
39.5 cm



comfort height  
47.5 cm

\*Available in Luxembourg under the name lux. Not available in Belgium or the Netherlands.

## nox\* bedside cabinets



NKN 1M\*

## nox\* bedside cabinet

1 drawer and 1 shelf

**handle:** square handle stainless steel

**types of wood:** alder, beech, beech heartwood, oak, wild oak, cherry, walnut, wild walnut, oak white oil, wild oak white oil, swiss pine  
wild wood versions only applicable on fronts  
wall mounting required

w	61.2
h	39.5
d	41.8



NKN 2L\*

## nox\* bedside cabinet

2 drawers (height 15.6)

**handle:** square handle stainless steel

**types of wood:** alder, beech, beech heartwood, oak, wild oak, cherry, walnut, wild walnut, oak white oil, wild oak white oil, swiss pine  
wild wood versions only applicable on fronts  
wall mounting required

w	61.2
h	39.5
d	41.8



NKN 1L1M\*

## nox\* bedside cabinet

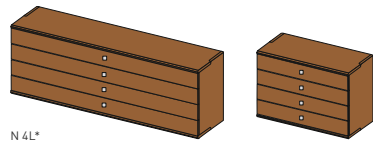
1 drawer (height 15.6), 1 drawer (height 23.6)

**handle:** square handle stainless steel

**types of wood:** alder, beech, beech heartwood, oak, wild oak, cherry, walnut, wild walnut, oak white oil, wild oak white oil, swiss pine  
wild wood versions only applicable on fronts  
wall mounting required

w	61.2
h	47.5
d	41.8

## nox\* chests of drawers



N 4L\*

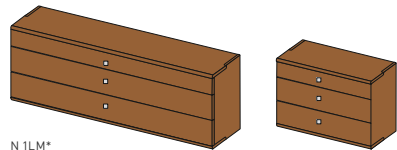
## nox\* chest of drawers

4 drawers (height 15.6)  
recessed plinth

**handle:** square handle stainless steel

**types of wood:** alder, beech, beech heartwood, oak, wild oak, cherry, walnut, wild walnut, oak white oil, wild oak white oil, swiss pine  
wild wood versions only applicable on fronts  
wall mounting required

w	81.2	101.2	131.2	159.3	199.3
h	71.5				
d	48.2				



N 1LM\*


## nox\* chest of drawers

1 drawer (height 15.6), 2 drawers (height 23.6)  
recessed plinth

**handle:** square handle stainless steel

**types of wood:** alder, beech, beech heartwood, oak, wild oak, cherry, walnut, wild walnut, oak white oil, wild oak white oil, swiss pine  
wild wood versions only applicable on fronts  
wall mounting required

w	81.2	101.2	131.2	159.3	199.3
h	71.5				
d	48.2				



NKN 2LM\*

## nox\* chest of drawers


2 drawers (height 15.6), 2 drawers (height 23.6)  
recessed plinth

**handle:** square handle stainless steel

**types of wood:** alder, beech, beech heartwood, oak, wild oak, cherry, walnut, wild walnut, oak white oil, wild oak white oil, swiss pine  
wild wood versions only applicable on fronts  
wall mounting required

w	81.2	101.2
h	87.5	
d	48.2	

## lunetto beds



BLU BA

## lunetto bed base

bed sides lamellar finger-joint or long listel

**types of wood:** alder, beech, beech heartwood, oak, cherry, walnut, oak white oil, swiss pine

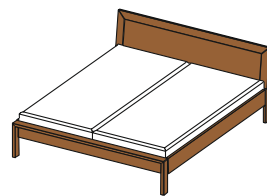
## dimensions of lying surface:

h	normal 39.5   comfort 47.5						
w	90	100	120	140	160	180	200
l	190	200	210	220			

All indicated widths and lengths can be combined.

**total width** = width of lying surface + 5.6 cm

**total length** = length of lying surface + 17 cm



BLU HO

## lunetto bed wooden headboard

bed sides lamellar finger-joint or long listel

**types of wood:** alder, beech, beech heartwood, oak, cherry, walnut, oak white oil, swiss pine

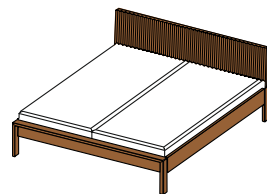
## dimensions of lying surface:

h	normal 39.5   comfort 47.5						
w	90	100	120	140	160	180	200
l	190	200	210	220			

All indicated widths and lengths can be combined.

**total width** = width of lying surface + 5.6 cm

**total length** = length of lying surface + 17 cm



BLU HR

## lunetto bed wooden headboard with relief

bed sides lamellar finger-joint or long listel

**types of wood:** alder, beech, beech heartwood, oak, cherry, walnut, oak white oil

## dimensions of lying surface:

h	normal 39.5   comfort 47.5						
w	90	100	120	140	160	180	200
l	190	200	210	220			

All indicated widths and lengths can be combined.

**total width** = width of lying surface + 5.6 cm

**total length** = length of lying surface + 17 cm

inlay depth = 16.2 cm



normal height  
39.5 cm

comfort height  
47.5 cm

## lunetto bedside cabinets

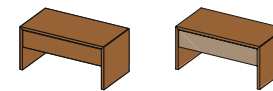


NKL 0

## lunetto bedside cabinet with shelf

**types of wood:** alder, beech, beech heartwood, oak, cherry, walnut, oak white oil, swiss pine

w	51.2	81.2
h	39.5   47.5	
d	42	



NKL 1L

## lunetto bedside cabinet with drawer

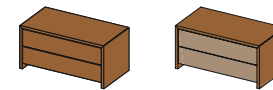
**front:** solid wood or coloured glass

**glass colours:** see p. 2

**handles:** touch fitting, nickel knob, stainless steel knob

**types of wood:** alder, beech, beech heartwood, oak, wild oak, cherry, walnut, wild walnut, oak white oil, wild oak white oil, swiss pine  
wild wood versions only applicable on fronts

w	51.2	81.2
h	39.5   47.5	
d	42	



NKL 2L

## lunetto bedside cabinet with 2 drawers

**front:** solid wood or coloured glass

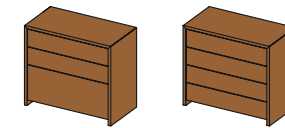
**glass colours:** see p. 2

**handles:** touch fitting, nickel knob, stainless steel knob

**types of wood:** alder, beech, beech heartwood, oak, wild oak, cherry, walnut, wild walnut, oak white oil, wild oak white oil, swiss pine  
wild wood versions only applicable on fronts

w	51.2	81.2
h	39.5   47.5	
d	42	

## lunetto chests of drawers



KL 2LG

KL 4L

## lunetto chest of drawers

**KL 2LG:** 2 drawers (height 15.6), 1 drawer (height 31.6)

**KL 4L:** 4 drawers (height 15.6)

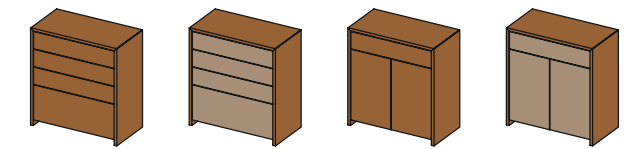
**front:** solid wood or coloured glass

**glass colours:** see p. 2

**handles:** touch fitting, nickel knob, stainless steel knob

**types of wood:** alder, beech, beech heartwood, oak, wild oak, cherry, walnut, wild walnut, oak white oil, wild oak white oil, swiss pine  
wild wood versions only applicable on fronts

w	51.2	81.2	101.2
h	71.5		
d	42		



KL 3LG

KL 1LTP

## lunetto chest of drawers

**KL 3LG:** 3 drawers (height 15.6), 1 drawer (height 31.6)

**KL 1LTP:** 1 drawer (height 15.6), 1 pair of doors

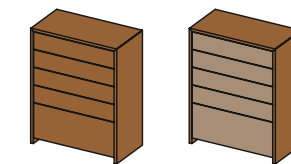
**front:** solid wood or coloured glass

**glass colours:** see p. 2

**handles:** touch fitting, nickel knob, stainless steel knob

**types of wood:** alder, beech, beech heartwood, oak, wild oak, cherry, walnut, wild walnut, oak white oil, wild oak white oil, swiss pine  
wild wood versions only applicable on fronts

w	51.2	81.2	101.2
h	87.5		
d	42		



KL 4LG

## lunetto chest of drawers

4 drawers (height 15.6), 1 drawer (height 31.6)

**front:** solid wood or coloured glass

**glass colours:** see p. 2

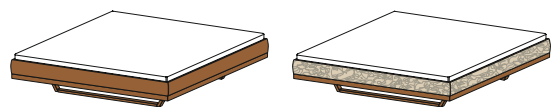
**handles:** touch fitting, nickel knob, stainless steel knob

**types of wood:** alder, beech, beech heartwood, oak, wild oak, cherry, walnut, wild walnut, oak white oil, wild oak white oil, swiss pine  
wild wood versions only applicable on fronts

w	51.2	81.2	101.2
h	103.5		
d	42		



## riletto beds



BRIH BA

BRI BA

### riletto bed base

bed sides solid wood or leather

**leather colours:** L1 and L7 see p. 3

**types of wood:** beech, beech heartwood, oak, wild oak, cherry, walnut, wild walnut, oak white oil, wild oak white oil

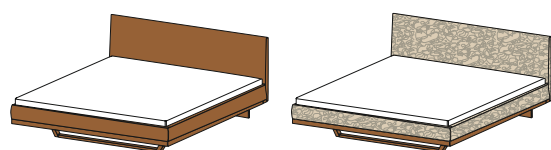
#### dimensions of lying surface:

<b>h</b>	normal 39.5   comfort 47.5			
<b>w</b>	140	160	180	200
<b>l</b>	190	200	210	220

All indicated widths and lengths can be combined.

**total width** = width of lying surface: leather + 5 cm, wood + 6 cm

**total length** = length of lying surface: leather + 5 cm, wood + 6.2 cm



BRIH | BRIH H

BRI P | BRIH P

### riletto bed wooden headboard or upholstered headboard

bed sides solid wood or leather

**leather colours:** L1 and L7 see p. 3

**types of wood:** beech, beech heartwood, oak, wild oak, cherry, walnut, wild walnut, oak white oil, wild oak white oil

#### dimensions of lying surface:

<b>h</b>	normal 39.5   comfort 47.5			
<b>w</b>	140	160	180	200
<b>l</b>	190	200	210	220

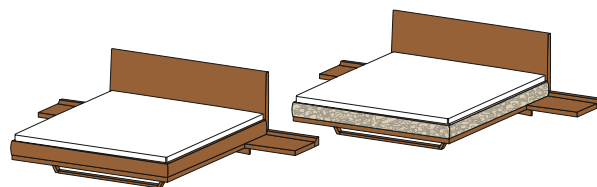
All indicated widths and lengths can be combined.

**total width** = width of lying surface: leather + 5 cm, wood + 6 cm

**total length** = length of lying surface: leather + 7.5 cm, wood + 8.1 cm

**wooden headboard height** = 50 or 60 cm (from the upper edge of the bed side)

**upholstered headboard height** = 50 cm (from the upper edge of the bed side)



BRIH HK

BRI HK

### riletto bed wooden headboard with consoles

bed sides solid wood or leather

**consoles:** with or without integrated drawers

**leather colours:** L1 and L7 see p. 3

**types of wood:** beech, beech heartwood, oak, wild oak, cherry, walnut, wild walnut, oak white oil, wild oak white oil

#### dimensions of lying surface:

<b>h</b>	normal 39.5   comfort 47.5			
<b>w</b>	140	160	180	200
<b>l</b>	190	200	210	220

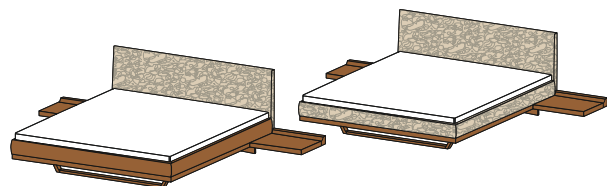
All indicated widths and lengths can be combined.

**total width** = width of lying surface: leather + 5 cm, wood + 6 cm

**total length** = length of lying surface: leather + 7.5 cm, wood + 8.1 cm

**wooden headboard height** = 50 or 60 cm (from the upper edge of the bed side)

**dimensions consoles** = width 60 cm, depth 48.8 cm



BRIH PK

BRI PK

### riletto bed upholstered headboard with consoles

bed sides solid wood or leather

**consoles:** with or without integrated drawers

**leather colours:** L1 and L7 see p. 3

**types of wood:** beech, beech heartwood, oak, wild oak, cherry, walnut, wild walnut, oak white oil, wild oak white oil

#### dimensions of lying surface:

<b>h</b>	normal 39.5   comfort 47.5			
<b>w</b>	140	160	180	200
<b>l</b>	190	200	210	220

All indicated widths and lengths can be combined.

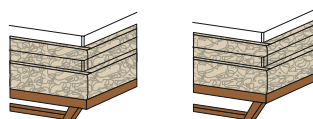
**total width** = width of lying surface: leather + 5 cm, wood + 6 cm

**total length** = length of lying surface: leather + 7.5 cm, wood + 8.1 cm

**dimensions consoles** = width 60 cm, depth 48.8 cm

**upholstered headboard height** = 50 cm (from the upper edge of the bed side)

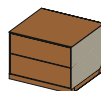
**inlay depth** = 17 cm



**normal height**  
39.5 cm

**comfort height**  
47.5 cm

## riletto bedside cabinets



NKR 2L

### riletto bedside cabinet

2 drawers, touch fitting

section of side in leather

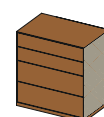
**leather colours:** L1 and L7 see p. 3

**types of wood:** beech, beech heartwood, oak, wild oak, cherry, walnut, wild walnut, oak white oil, wild oak white oil

wild wood versions only applicable on fronts

<b>w</b>	51.4
<b>h</b>	38.8
<b>d</b>	45.8

## riletto chests of drawers



R8 2L2M

### riletto chest of drawers

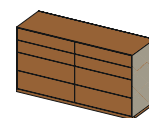
2 drawers (height 15.6), 2 drawers (height 23.6), touch fitting section of side in leather

**leather colours:** L1 and L7 see p. 3

**types of wood:** beech, beech heartwood, oak, wild oak, cherry, walnut, wild walnut, oak white oil, wild oak white oil

wild wood versions only applicable on fronts

<b>w</b>	51.4	81.4	101.4	131.4
<b>h</b>	86.8			
<b>d</b>	52.2			



R8 4L4M

### riletto chest of drawers

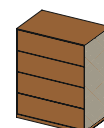
4 drawers (height 15.6), 4 drawers (height 23.6), touch fitting section of side in leather

**leather colours:** L1 and L7 see p. 3

**types of wood:** beech, beech heartwood, oak, wild oak, cherry, walnut, wild walnut, oak white oil, wild oak white oil

wild wood versions only applicable on fronts

<b>w</b>	159.5	199.5
<b>h</b>	86.8	
<b>d</b>	52.2	



R10 4M

### riletto chest of drawers

4 drawers (height 23.6), touch fitting

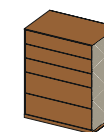
section of side in leather

**leather colours:** L1 and L7 see p. 3

**types of wood:** beech, beech heartwood, oak, wild oak, cherry, walnut, wild walnut, oak white oil, wild oak white oil

wild wood versions only applicable on fronts

<b>w</b>	51.4	81.4	101.4	131.4
<b>h</b>	102.8			
<b>d</b>	52.2			



R10 3L2M

### riletto chest of drawers

3 drawers (height 15.6), touch fitting section of side in leather

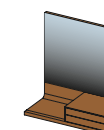
2 drawers (height 23.6), touch fitting section of side in leather

**leather colours:** L1 and L7 see p. 3

**types of wood:** beech, beech heartwood, oak, wild oak, cherry, walnut, wild walnut, oak white oil, wild oak white oil

wild wood versions only applicable on fronts

<b>w</b>	51.4	81.4	101.4	131.4
<b>h</b>	102.8			
<b>d</b>	52.2			



RKLS

### riletto console with drawers and mirror

drawers left or right, touch fitting

section of side in leather

**leather colours:** L1 and L7 see p. 3

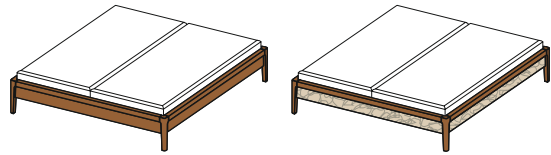
**types of wood:** beech, beech heartwood, oak, cherry, walnut, oak white oil

wall mounting required

<b>w</b>	100	130	150
<b>h</b>	100.8		
<b>d</b>	45.8		

**width of drawer element:** 51.4 cm

## mylon beds



BMYH BA

BMYS BA | BMYL BA

### mylon bed base

bed sides solid wood, fabric or leather

**fabric colours:** see p. 3

**leather colours:** L1 and L7 see p. 3

**types of wood:** alder, beech, beech heartwood, oak, cherry, walnut, oak white oil

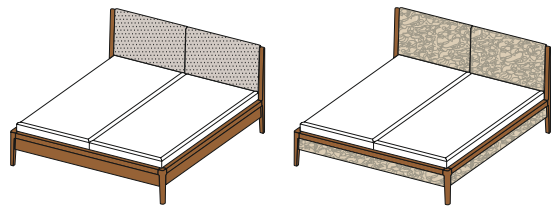
#### dimensions of lying surface:

<b>h</b>	normal 39.5   comfort 47.5						
<b>w</b>	90	100	120	140	160	180	200
<b>l</b>	190	200	210	220			

All indicated widths and lengths can be combined.

**total width** = width of lying surface + 10.4 cm

**total length** = length of lying surface + 10.4 cm



BMYHS PO | BMYHL PO

BMYL PO | BMYL PO

### mylon bed upholstered headboard

headboard upholstered fabric or leather

bed sides solid wood, fabric or leather

optional footboard

**fabric colours:** see p. 3

**leather colours:** L1 and L7 see p. 3

**types of wood:** alder, beech, beech heartwood, oak, cherry, walnut, oak white oil

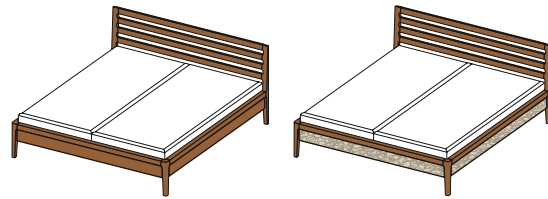
#### dimensions of lying surface:

<b>h</b>	normal 39.5   comfort 47.5						
<b>w</b>	90	100	120	140	160	180	200
<b>l</b>	190	200	210	220			

All indicated widths and lengths can be combined.

**total width** = width of lying surface + 10.4 cm

**total length** = length of lying surface + 10.4 cm



BMYH SW

BMYL SW | BMYL SW

### mylon bed with slats

headboard 4 horizontal slats

bed sides solid wood, fabric or leather

optional footboard

**fabric colours:** see p. 3

**leather colours:** L1 and L7 see p. 3

**types of wood:** alder, beech, beech heartwood, oak, cherry, walnut, oak white oil

#### dimensions of lying surface:

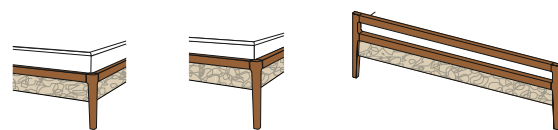
<b>h</b>	normal 39.5   comfort 47.5						
<b>w</b>	90	100	120	140	160	180	200
<b>l</b>	190	200	210	220			

All indicated widths and lengths can be combined.

**total width** = width of lying surface + 10.4 cm

**total length** = length of lying surface + 10.4 cm

**inlay depth** = 17.8 cm



normal height  
39.5 cm

comfort height  
47.5 cm

optional footboard  
for all models

## mylon bedside cabinets



MYNK 0

### mylon bedside cabinet

**types of wood:** alder, beech, beech heartwood, oak, cherry, walnut, oak white oil

<b>w</b>	49.8
<b>h</b>	39.5   47.5
<b>d</b>	37.4



MYNK 1L

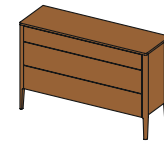
### mylon bedside cabinet with 1 drawer

**handle:** touch fitting

**types of wood:** alder, beech, beech heartwood, oak, cherry, walnut, oak white oil

<b>w</b>	49.8
<b>h</b>	39.5   47.5
<b>d</b>	37.4

## mylon chests of drawers



MY 3L

### mylon chest of drawer

1 drawer (height 15.6), 2 drawers (height 23.6)

**handle:** touch fitting

**types of wood:** alder, beech, beech heartwood, oak, cherry, walnut, oak white oil  
wall mounting required

<b>w</b>	84.8	104.8	134.8
<b>h</b>	87.5		
<b>d</b>	43.8		



MY 4L

### mylon chest of drawer

2 drawers (height 15.6), 2 drawers (height 23.6)

**handle:** touch fitting

**types of wood:** alder, beech, beech heartwood, oak, cherry, walnut, oak white oil  
wall mounting required

<b>w</b>	84.8	104.8	134.8
<b>h</b>	103.5		
<b>d</b>	43.8		



MY 5L

### mylon chest of drawer


3 drawers (height 15.6), 2 drawers (height 23.6)

**handle:** touch fitting

**types of wood:** alder, beech, beech heartwood, oak, cherry, walnut, oak white oil  
wall mounting required

<b>w</b>	84.8	104.8
<b>h</b>	119.5	
<b>d</b>	43.8	

## mylon bench



MYBAS PO

MYBAL PO | MYBAL PO L7

### mylon bench with upholstered fold-up seat

upholstered fold-up seat with storage space

**height of storage space:** approx. 14.3 cm

center dividing seam from 140 cm width

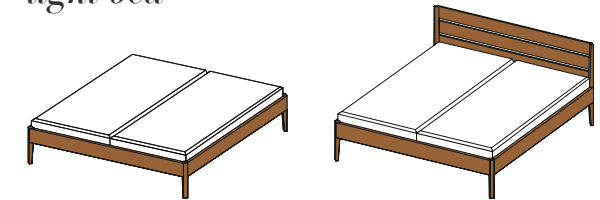
**fabric colours:** see p. 3

**leather colours:** L1 and L7 see p. 3

**types of wood:** alder, beech, beech heartwood, oak, cherry, walnut, oak white oil

<b>w</b>	90.4	100.4	120.4	140.4	160.4	180.4	200.4
<b>h</b>	41.3						
<b>d</b>	42.1						

## light bed



BLIG BA

BLIG KH

### light bed base | headboard slats horizontal

headboard with 3 horizontal slats

bed sides lamellar long listel

**types of wood:** beech heartwood, oak, walnut

#### dimensions of lying surface:

<b>h</b>	normal 43			
<b>w</b>	140	160	180	200
<b>l</b>	200	210		

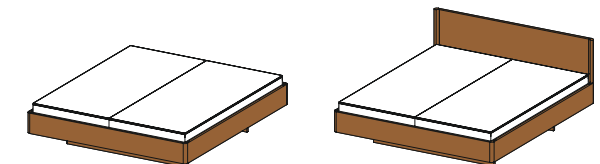
All indicated widths and lengths can be combined.

**total width** = width of lying surface + 6,4 cm

**total length** = length of lying surface + 7,4 cm

**inlay depth** = 15 cm

## times bed



BTIM BA

BTIM KH

### times bed base | wooden headboard

bed sides lamellar long listel

**types of wood:** beech heartwood, wild oak, walnut

#### dimensions of lying surface:

<b>h</b>	normal 43			
<b>w</b>	140	160	180	200
<b>l</b>	200	210		

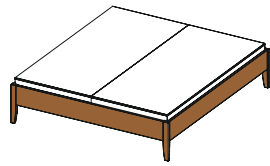
All indicated widths and lengths can be combined.

**total width** = width of lying surface + 5 cm

**total length** = length of lying surface + 7,4 cm

**inlay depth** = 19 cm

## sesam beds



BSE BA

### sesam bed base

bed sides lamellar finger-joint or long listel  
**types of wood:** alder, beech, beech heartwood, oak, cherry, walnut, oak white oil

#### dimensions of lying surface:

h	normal 43   comfort 50				160	180	200
w	90	100	120	140			
l	190	200	210	220			

All indicated widths and lengths can be combined.  
**total width** = width of lying surface + 6 cm  
**total length** = length of lying surface + 7 cm



BSE SW


### sesam bed horizontal slats

bed sides lamellar finger-joint or long listel  
 optional footboard with frame or with wooden center panel  
**types of wood:** alder, beech, beech heartwood, oak, cherry, walnut, oak white oil

#### dimensions of lying surface:

h	normal 43   comfort 50				160	180	200
w	90	100	120	140			
l	190	200	210	220			

All indicated widths and lengths can be combined.  
**total width** = width of lying surface + 6 cm  
**total length** = length of lying surface + 12 cm



BSE SS


### sesam bed vertical slats

bed sides lamellar finger-joint or long listel  
 optional footboard with frame or with wooden center panel  
**types of wood:** alder, beech, beech heartwood, oak, cherry, walnut, oak white oil

#### dimensions of lying surface:

h	normal 43   comfort 50				160	180	200
w	90	100	120	140			
l	190	200	210	220			

All indicated widths and lengths can be combined.  
**total width** = width of lying surface + 6 cm  
**total length** = length of lying surface + 12 cm



BSE HO

### sesam bed with wooden headboard

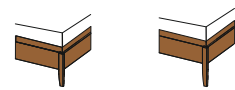
bed sides lamellar finger-joint or long listel  
 optional footboard with frame or with wooden center panel  
**types of wood:** alder, beech, beech heartwood, oak, cherry, walnut, oak white oil

#### dimensions of lying surface

h	normal 43   comfort 50				160	180	200
w	90	100	120	140			
l	190	200	210	220			

All indicated widths and lengths can be combined.  
**total width** = width of lying surface + 6 cm  
**total length** = length of lying surface + 12 cm

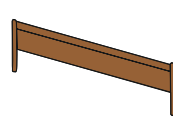
**inlay depth** = 19 cm



**normal height**  
43 cm

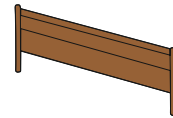
**comfort height**  
50 cm

#### optional footboard for all sesam models



footboard with frame

h	49   56					
w	96	106	126	146	166	186



footboard with frame and wooden top

h	65.6   72.6					
w	96	106	126	146	166	186

## sesam bedside cabinets

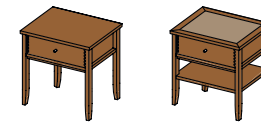


NKS O

### sesam open bedside cabinet

**top:** solid wood, coloured glass, clear glass, frosted glass  
**glass colours:** see p. 2  
**additional shelf:** solid wood  
**types of wood:** alder, beech, beech heartwood, oak, cherry, walnut, oak white oil

w	49
h	43   50
d	40



NKS 1L

### sesam bedside cabinet with 1 drawer

**top:** solid wood, coloured glass, clear glass, frosted glass  
**glass colours:** see p. 2  
**optional additional shelf:** solid wood  
**handles:** nickel knob, stainless steel knob  
**types of wood:** alder, beech, beech heartwood, oak, cherry, walnut, oak white oil

w	49
h	43   50
d	40



NKS 2L

### sesam bedside cabinet with 2 drawers

**top:** solid wood  
**handles:** nickel knob, stainless steel knob  
**types of wood:** alder, beech, beech heartwood, oak, cherry, walnut, oak white oil

w	45
h	44.3   50
d	43.6

## sesam chests of drawers

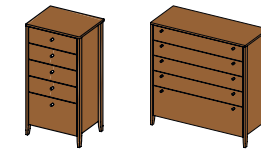


S 2LG

### sesam chest of drawers

2 drawers (height 15.6), 1 drawer (height 31.6)  
**top:** solid wood  
**handles:** nickel knob, stainless steel knob  
**types of wood:** alder, beech, beech heartwood, oak, cherry, walnut, oak white oil

w	55	85	105
h	76.3		
d	43.6   50		

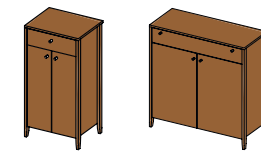


S 4LG

### sesam chest of drawers

4 drawers (height 15.6), 1 drawer (height 31.6)  
**top:** solid wood  
**handles:** nickel knob, stainless steel knob  
**types of wood:** alder, beech, beech heartwood, oak, cherry, walnut, oak white oil

w	55	85	105
h	108.3		
d	43.6   50		




S 1LT

### sesam chest with doors

1 drawer (height 15.6), 1 pair of doors  
**top:** solid wood  
**handles:** nickel knob, stainless steel knob  
**types of wood:** alder, beech, beech heartwood, oak, cherry, walnut, oak white oil

w	55	85	105
h	108.3		
d	43.6   50		

## cubus tandem bed



TC0920

### cubus tandem bed

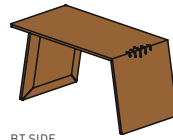
bed sides lamellar long listel  
 tandem bed with integrated slatted frame  
**max. mattress height:** 15 cm (see **mobile** mattresses)  
**types of wood:** alder, beech, beech heartwood, oak, oak white oil

#### dimensions of lying surface:

h	46
w	90
l	200

**total width** = width of lying surface  
**total length** = length of lying surface + 6 cm

### sidekick side table

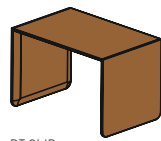


BT SIDE

**table top:** solid wood  
**types of wood:** alder, beech, beech heartwood, oak, wild oak, cherry, walnut, wild walnut, oak white oil, wild oak white oil, swiss pine  
 can be used upright and lying down

l	76.6
w	38
h	37.6

### clip side table



BT CLIP

**table top:** solid wood  
**types of wood:** beech heartwood, wild oak, walnut  
 can be used upright and lying down

l	60.5
w	40
h	40

### hi! side table | reading light\*



BT HI H5

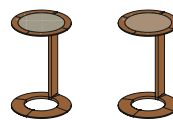
BT HI KL5

BT HI LELEU

**table top:** solid wood or clear glass  
**types of wood:** oak, walnut, oak white oil  
**reading light:** matt black

<b>BT HI:</b>		<b>BT HI LELEU:</b>	
h	50	h	100
Ø	39	w	35

### loup side table



BT LOUP H

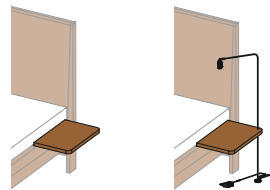
BT LOUP G

**inserts:** leather or coloured glass  
**leather colours:** L1 see p. 3  
**glass colours:** see p. 2  
**types of wood:** beech heartwood, oak, walnut, oak white oil

h	55	69
Ø	45	

\*reading light plug type C | not available in USA, Canada and China

### console for bed



K0S440

K0S44B

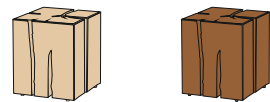
#### console with or without lighting

can be easily mounted and fixed on the side of the bed;  
 suitable for all TEAM 7 beds (except for the riletto bed)  
**types of wood:** alder, beech, beech heartwood, oak, wild oak, cherry, walnut, wild walnut, oak white oil, wild oak white oil, swiss pine

w	44
d	30

**reading light\*:** 100 x 35 cm, matt black

### natural wood block



NHB EI-N A | NHB EI-W A

NKN NHB A

**types of wood:** oak, oak white oil, smoked oak

w	35
h	42
d	35

### sol solo piece




SOLHS

#### sol hanging with supporting legs

**working surface cover:** leather  
**leather colours:** L1 and L7 see p. 3  
**types of wood:** alder, beech, beech heartwood, oak, cherry, walnut, oak white oil  
 with or without wall top connection  
**equipment (optional):** wooden box, socket with USB, Qi charging station, cable outlet, cable conduit  
**position of equipment:** left or right  
 wall mounting required

l	80	100	120
w	48		
h	76		



SOLFO

SOLFA

#### sol stand alone sol stand alone with top unit

**working surface cover:** leather  
**back top:** leather  
**leather colours:** L1 and L7 see p. 3  
**types of wood:** alder, beech, beech heartwood, oak, cherry, walnut, oak white oil  
**equipment (optional):** wooden box, socket with USB, Qi charging station, cable outlet, cable conduit, light (only for sol with top unit)  
**position of equipment:** left or right


**SOLFO:**

l	80	100	120
w	60		
h	76		

**SOLFA:**

l	80	100	120
w	60		
h	90		

### hood/hood+ coat stand



DKSRV

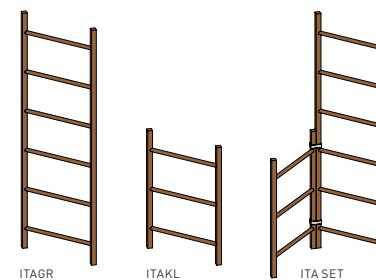
DKSLV

#### hood coat stand hood+ coat stand

**types of wood:** beech, oak, walnut, oak white oil

<b>DKSRV:</b>		<b>DKSLV:</b>		
w	58	w	110	130
h	173.4	h	173.2	
d	58	d	58	

### italic clothes ladder



ITAGR

ITAKL

ITA SET

#### italic clothes ladder large | small | set of 2

**types of wood:** beech heartwood, oak, walnut  
 leather strap as joint for a two piece set  
 lean ladder against the wall; tilt protection with leather belts required

<b>ITAGR:</b>		<b>ITAKL:</b>		<b>ITA SET:</b>		
w	70	w	70	w	70	70
h	210	h	105	h	105	210
d	4,5	d	4,5	d	4,5	

### clothes hanger



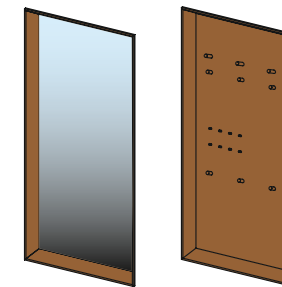
DKBG

#### clothes hanger

set [3- or 7-part]  
**types of wood:** beech, oak, walnut, oak white oil

w	44.2
h	19.3
d	1.1

### haiku wall panels



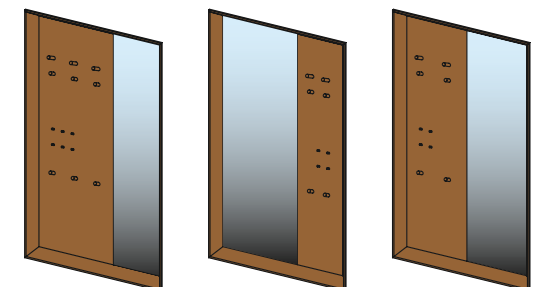
HSP

HGP

#### haiku mirror panel with frame haiku coat back panel with frame

**types of wood:** alder, beech, beech heartwood, oak, wild oak, cherry, walnut, wild walnut, oak white oil, wild oak white oil  
 frame not available in the wild wood versions  
**HSP execution:** hanging, upright, reclined  
**HGP execution:** hanging, upright  
 optional lighting for executions hanging and upright  
 wall mounting required

w	54	64	79	94	114	134
h	206.4					
d	12.3					



HKPHS

HKPSH

HKPSY

#### haiku combination panel with frame

**types of wood:** alder, beech, beech heartwood, oak, wild oak, cherry, walnut, wild walnut, oak white oil, wild oak white oil  
 frame not available in the wild wood versions  
**execution:** hanging, upright  
 optional lighting  
 wall mounting required


<b>HKPHS   HKPSH:</b>				<b>HKPSY:</b>						
w	104	119	134	144	w	94	114	144		
h	206.4						h	206.4		
d	12.3						d	12.3		

Wall panels are also available in mirrored format.



## aos sleeping system

Our **aos** sleeping system gives you everything you need for a comfortable sleep: the right pressure distribution to support your spine perfectly, optimal ventilation, and natural materials such as wood, natural latex, and sheep's wool. Combine this with our metal-free beds to create the basis for your restful sleep.



ELRA

### aos insertion frame

**wood types:** in spruce or swiss pine



ELRAV

### aos adjustable insertion frame


**wood type:** beech  
manually adjustable insertion frame



ELRAE

### aos insertion frame

**wood type:** beech  
seat and base height electrically adjustable using a remote control; isolation from the mains supply



FEDE

### aos spring element


rimellas made of elastic ash wood  
7-fold spring suspension on natural latex strips in 2 levels



MA10 | MA15

### aos mattress made from 100% natural latex

**height:** 10 or 15 cm  
**firmness:** soft or firm  
**cover:** 100% cotton



**wool:** KAHW22 | KAHW27  
**TENCEL™/maize fibre:** KAHT22 | KAHT27

### aos slip cover for mattress

**height:** for mattress 10 or 15 cm  
**widths of partner cover:** 160, 180, 200 cm  
**quilting fabric:** 600 g/m<sup>2</sup> sheep's wool or TENCEL™/maize fibre




**wool:** UBW

### aos under-bedding

**extra widths:** 160, 180, 200 cm  
**batting:** 100% sheep's wool or 100% TENCEL™



**TENCEL™:** UBT



**wool:** TOW06

### aos topper

**height:** 6 cm  
**widths of partner cover:** 160, 180, 200 cm  
**quilting fabric:** 600 g/m<sup>2</sup> sheep's wool or TENCEL™/maize fibre  
**core:** 100% vita talalay natural latex



**TENCEL™/maize fibre:** TOT06

## accessories



**wool:** KOKW

### pillow




LAKI

### moulded pillow latex



**wool:** ZDW


### all-season blanket



**TENCEL™:** ZDGT

## classic slatted frames and mattresses

Our **classic** mattresses offer first-class sleeping comfort in combination with our slatted frames and slat bases. 7-zone mattresses conform to your body contours for pressure relief, high-quality cotton upholstery quilted with TENCEL™/maize fibre supports moisture balance and creates a pleasant sleeping climate.




TELRAF

### classic flex plate frame

plate frame with 50 freely movable (three-dimensionally layered) plates, arranged to distribute pressure orthopaedically, with separate shoulder and heel area, additional lumbar support available, metal-free

**wood type:** beech  
**height:** 11 cm

w	80	90	100	120	140
l	190	200	210	210	220



LAROF

### classic fixed slatted frame

optimal comfort provided by movable layered spring slats, ergonomic shoulder area, individually adjustable comfort area for the pelvis, metal-free

**wood type:** beech  
**height:** 10 cm

w	80	90	100	120	140
l	190	200	210	210	220



LAROV

### classic adjustable slatted frame

optimal comfort provided by movable layered spring slats, ergonomic shoulder area, individually adjustable comfort area for the pelvis, metal-free

**head and foot elements are manually adjustable:**

head element 5 levels (max. height 31.5 cm)  
foot element 3 levels (max. height 20.5 cm)

**wood type:** beech  
**height:** 10 cm

w	80	90	100	120	140
l	190	200	210	210	220



MANT17

### classic mattress natural latex 17 or 21

breathable 7-zone mattress made from 100% natural latex, special zone distribution in the shoulder, pelvis and foot area for ergonomic sleeping comfort, individual body adjustment provided by sophisticated surface design

**height:** 17 or 21 cm; **firmness:** medium or hard  
**widths of partner cover:** 160, 180, 200 cm  
**cover:** cotton double cloth, quilted with 600 g/m<sup>2</sup> TENCEL™/maize fibre

w	80	90	100	120	140	160	180	200
l	190		200	210				220



MANT21



MALT17

### classic mattress latex 17 or 21

breathable 7-zone mattress made from at least 20% natural latex, special zone distribution in the shoulder, pelvis and foot area for precise and ergonomic sleeping comfort

**height:** 17 or 21 cm; **firmness:** medium or hard  
**widths of partner cover:** 160, 180, 200 cm  
**cover:** cotton double cloth, quilted with 600 g/m<sup>2</sup> TENCEL™/maize fibre

w	80	90	100	120	140	160	180	200
l	190		200	210				220



MALT21



MOLT11

### mobile mattress latex 11

high-quality latex core made from at least 20% natural latex, special zone division provides ergonomic lying comfort and individual body adaptation

### mobile mattress comfort foam 11

open-pore comfort foam with good point elasticity offers necessary support function for good lying comfort

**height:** 11 cm; **firmness:** medium  
**cover:** cotton double cloth, quilted with 600 g/m<sup>2</sup> TENCEL™/maize fibre

w	90	100
l	190	200

# wardrobe system

- customisable
- pure solid wood
- solid handcrafted construction
- three-layer technology
- body and fronts in the same wood type

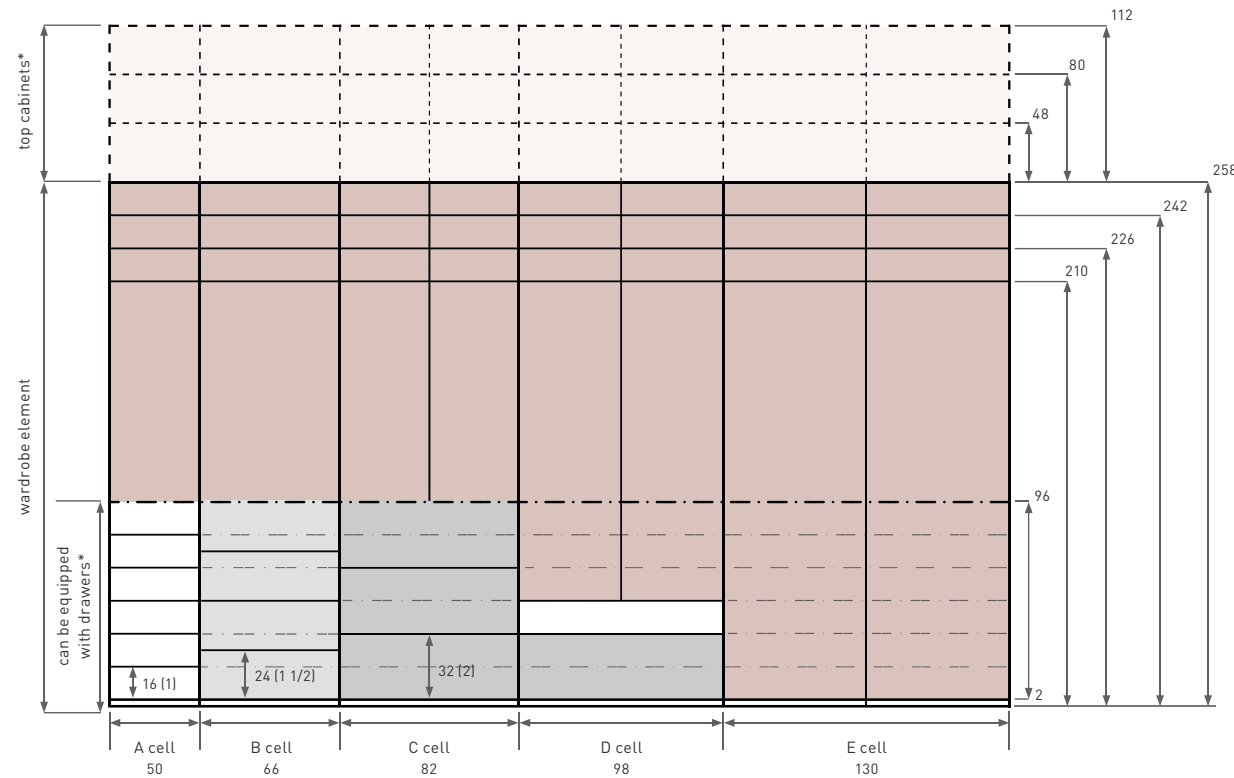
**wood types:** alder, beech, beech heartwood, oak, wild oak, cherry, walnut, wild walnut, oak white oil, wild oak white oil, swiss pine  
 wild natural look only applicable on fronts  
**glass colours:** see p. 2



## planning grid

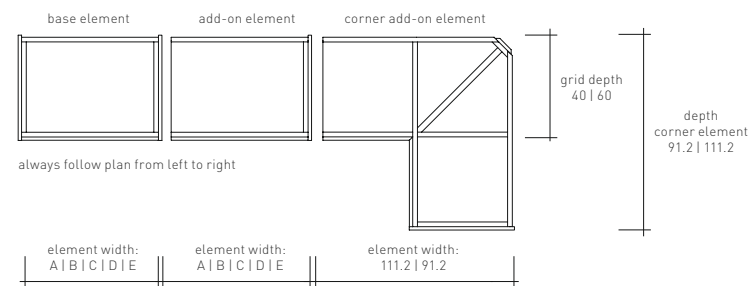
grid depth

d	40   60
---	---------

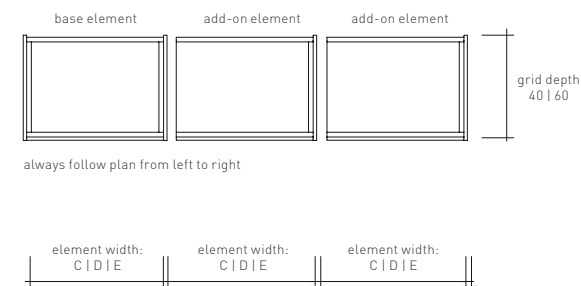


\*only possible for hinged-door wardrobes

## furniture plan for wardrobes with hinged-doors



## furniture plan for wardrobes with sliding doors



all dimensions in cm | approx. measurements

## front programmes for hinged-door wardrobes



### soft

fronts:



grain: vertical

h	210   226   242
w	50   66   82   98   130
d	40   60



### lunetto

fronts:



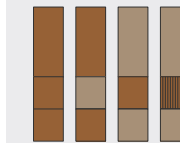
grain: horizontal

h	210   226   242
w	50   66   82   98   130
d	40   60



### valore

fronts:



grain: vertical/horizontal/vertical

h	210   226   242   258
w	50   66   82   98   130
d	40   60

## front programmes for wardrobes with sliding doors



### soft

fronts:



grain: vertical

h	210   226   242
w	82   98   130
d	40   60



### lunetto

fronts:



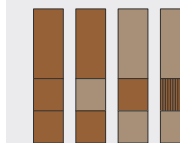
grain: horizontal

h	210   226   242
w	82   98   130
d	40   60



### valore

fronts:

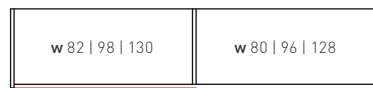


grain: vertical/horizontal/vertical

h	210   226   242
w	82   98   130
d	40   60

**sliding doors arrangement**

2-door



right door generally in the front  
can be installed left or right

3-door



middle door generally in the front

4-door



middle doors generally in the front

**handles**

hinged-door wardrobes (choice of handles varies depending on the model)




trapezoidal strip handle (TG) | angled strip handle (WG) | wood handle horizontal (HW) | strip handle wood (LH) | strip handle wood integrated (IG)



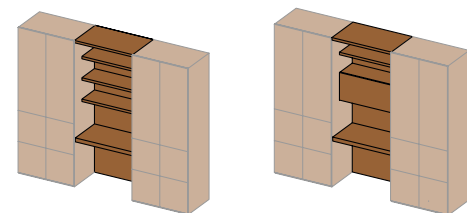
bar handle cubic (GKU) | flap handle wood (CH) | flap handle stainless steel (CE) | touch-fitting (TB)

wardrobes with sliding doors



strip handle wood (LH) | without handle (OG)

**linking elements of wardrobe system**



HOR STR | HORK STRK

home office or make-up table with shelves  
home office or make-up table with flip top and shelves

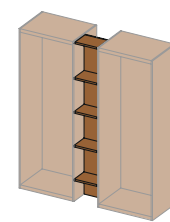


example home office

fittings: desk top fixed (not hinged)

example make-up table

fittings: make-up table top hinged, interior with leather bottom, 3 accessory boxes and large interior mirror



SVF

linking shelves



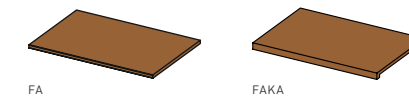
example linking shelves

*interior of wardrobe system*

**wood types interior**

alder, beech, oak, cherry, walnut, oak white oil, swiss pine  
drawer frames are only available in beech and walnut

information valid for all the following items

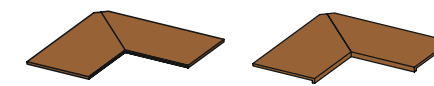


FA | FAKA

shelf | shelf wide edge

for grid depth: 40 and 60 cm

w	46	62	78	94	126
---	----	----	----	----	-----

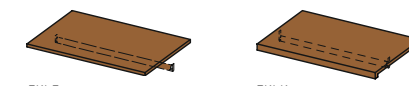


FAES | FAESK

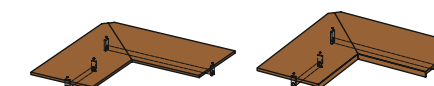
shelf | shelf with wide edge for corner wardrobe

for grid depth: 40 and 60 cm

w	86	106
d	86	106



FKLE | FKLK



FKLK ES | FKLK ES

shelf with clothes rail | wide edge  
shelf for corner unit with clothes rail | wide edge

for grid depth: 60 cm

FKL:

w	46	62	78	94	126
---	----	----	----	----	-----

FKL ES:

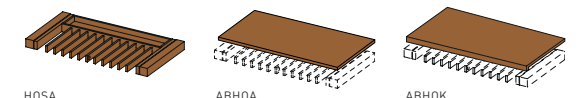
w	106
d	106



KLST

clothes rail

w	46	62	78	94	126
---	----	----	----	----	-----




HOSA | ABHOA | ABHOK

trouser pull out\* | top cover for trouser pull out  
top cover for trouser pull out wide edge

for grid depth: 60 cm

number of trouser racks: 4, 7, 9, 11, 17

w	46	62	78	94	126
h	14				

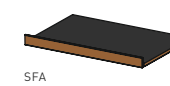


TAB

pull-out shelf

for grid depth: 40 and 60 cm

w	46	62	78	94	126
h	6				



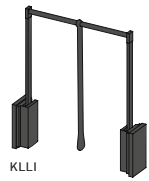
SFA

shoe compartment

for grid depth: 40 and 60 cm

w	46	62	78	94	126
h	6				

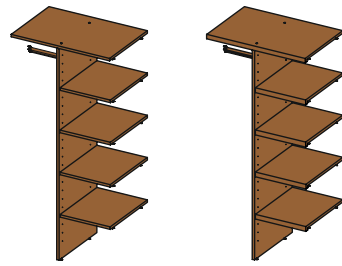
\*not available in swiss pine



clothes lift

grid depth: 60 cm  
colour: black-brown

w	46	62	78	94	126
h	84				

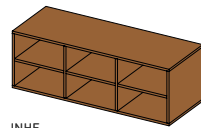


TEIN TEINK

T partitioning | T partitioning with wide edge

grid depth: 60 cm

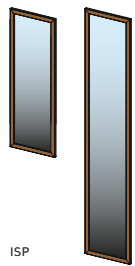
w	78	94	126
h	162.1		



INHE

interior partitioning for shirts

w	78	94	126
h	32.4		
d	35		

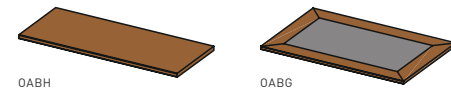


ISP

interior mirror

w	33
h	88.5   171

inside drawer and shirt drawer



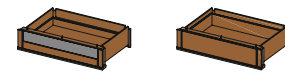
OABH

OABG

top wood cover for interior element  
top glass cover for interior element

grid depth: 40 and 60 cm

w	46	62	78	94	126
h	wood 1.9   glass 1.6				



HEZ16 1

INLA6 1

1 shirt drawer  
1 inside drawer

grid depth: 40 and 60 cm

w	46	62	78	94	126
h	18				



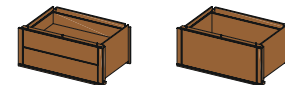
HEZ16 2

HEIN6 1

2 shirt drawers  
1 shirt drawer, 1 inside drawer

grid depth: 40 and 60 cm

w	46	62	78	94	126
h	34				



INLA6 2

GRLA6 1

2 inside drawers  
1 large drawer

grid depth: 40 and 60 cm

w	46	62	78	94	126
h	34				



HEZ16 3

HEIN6 2

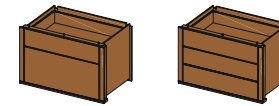
INHE6 2

3 shirt drawers  
2 shirt drawers, 1 inside drawer  
1 shirt drawer, 2 inside drawers

grid depth: 40 and 60 cm

w	46	62	78	94	126
h	50				

cover glass and shirt drawer in smoked glass



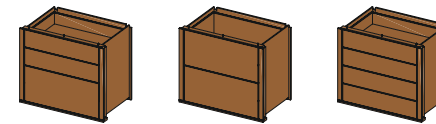
INGR6 1

INLA6 3

1 inside drawer, 1 large drawer  
3 inside drawers

grid depth: 40 and 60 cm

w	46	62	78	94	126
h	50				



INGR6 2

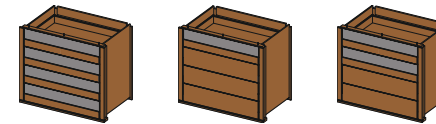
GRLA6 2

INLA6 4

2 inside drawers, 1 large drawer  
2 large drawers  
4 inside drawers

grid depth: 40 and 60 cm

w	46	62	78	94	126
h	66				



HEZ16 4

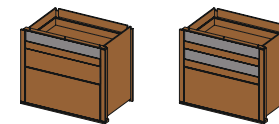
INHE6 3

HEIN6 3

4 shirt drawers  
1 shirt drawer, 3 inside drawers  
2 shirt drawers, 2 inside drawers

grid depth: 40 and 60 cm

w	46	62	78	94	126
h	66				



HINGR6 1

HEGR6 1

1 shirt drawer, 1 inside drawer, 1 large drawer  
2 shirt drawers, 1 large drawer

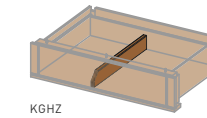
grid depth: 40 and 60 cm

w	46	62	78	94	126
h	66				

w width | h height | l length | d depth

all measurements in cm | approx. measurements

drawer and shirt drawer division

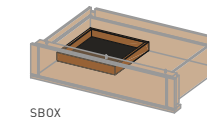


KGHZ

clamps for shirt drawer and inside drawer

types of wood: beech, walnut  
grid depth: 60 cm

h	5.1
d	42.7

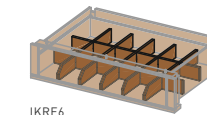


SBOX

accessories box for shirt drawer and inside drawer

types of wood: beech, walnut

w	21.2
h	3.1
d	21.2

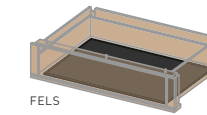


IKRE6

insert for shirt drawer

types of wood: beech, walnut  
grid depth: 60 cm

w	28.2	44.2	60.2	76.2	108.2
h	5.8				



FEL5

felt inlay for shirt drawer and inside drawer

colour: anthracite  
grid depth: 40 and 60 cm

w	28.2	44.2	60.2	76.2	108.2
h	0.1				

No responsibility accepted for changes, errors, misprints and typographic errors.





You can find all the essential information relating to the typical material properties of TEAM 7 solid wood furniture in our service and quality card at [www.team7-home.com/service-quality-certificate](http://www.team7-home.com/service-quality-certificate)



**TEAM 7 Natürlich Wohnen GmbH**

phone +43 7752 977-700 | e-mail [info@team7.at](mailto:info@team7.at) | [www.team7-home.com](http://www.team7-home.com)

A-4910 Ried/Innkreis | Braunauer Straße 26

# TEAM 7